

QUEUING SOLUTIONS

madix
INNOVATION ON DISPLAY

Queuing Solutions

Streamline the checkout process, increase customer satisfaction, and boost sales with Madix's queuing solutions! Our Luxe and Tube Line systems allow retailers to create customized queuing setups that draw attention to smaller SKUs and encourage impulse purchases.

Tube Line Queuing System

Tube Line Queuing is a simple, attractive solution for establishing order in the checkout area. This product is designed to help retailers implement single-line queuing systems that feed to multiple registers, thereby expediting the checkout process and minimizing customer frustration. Retailers also have the option of combining multiple units to accommodate a larger flow of traffic.



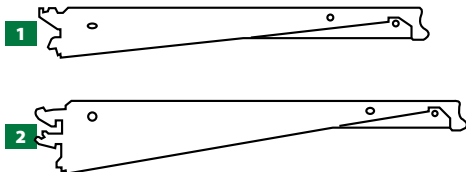
Luxe Queuing Systems

Luxe Queuing embodies everything a retailer needs in a queuing system: flexibility, creativity, and efficiency. Clean lines and rounded bases give Luxe Queuing an upscale feel with the allure of a custom look. The patent-pending, four-slotted posts allow retailers to extend the unit in four different directions, permitting more diversity in configurations and layout. Luxe Queuing is also compatible with standard Maxi Line and Tube Line shelving and accessories.



Nominal Shelf Depths
Only 6" shelves can be installed in the Luxe Queuing System

Luxe Queuing Systems Shelf Loading



Shelf Type	Shelf Depth	Maximum Load Capacity in Pounds				
		Evenly Loaded	Front Loaded	15°	30°	
SUS-(NW)(ND)	1	6"	200 - 300#	300#	125#	100#
STP-(NW)(ND)	2	6"	200 - 300#	300#	250#	100#

* STP type shelves are straight-in, horizontal insertion into upright slotting

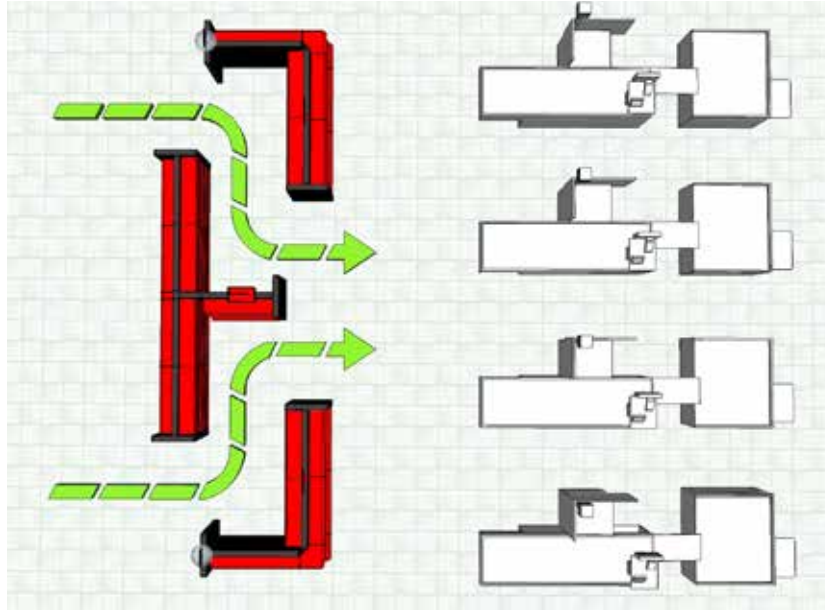


Tube Line Queuing System

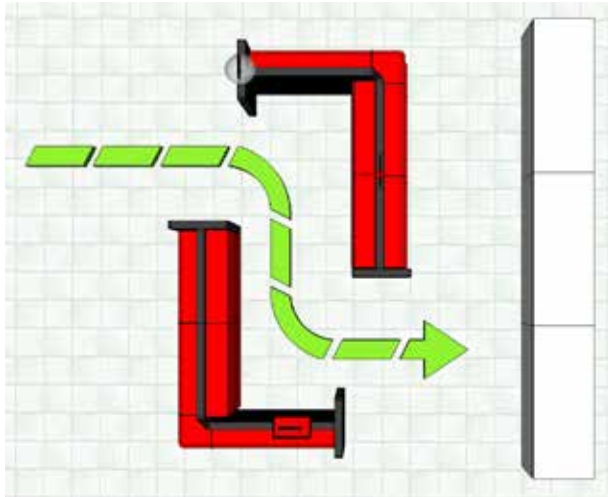
Tube Line Queuing System

Madix's Tube Line Queuing System can be combined into many configurations to best meet a retailer's needs. Depending on the amount of available sales floor real estate, a retailer may choose to combine two systems to accommodate a larger flow of traffic. With all configurations, customer frustration is reduced or relieved all together, helping retailers in their efforts to create loyal, repeat shoppers.

Configuration A: Ideal for Larger Store Formats



Configuration B: Ideal for Smaller Store Formats



Tube Line Queuing System

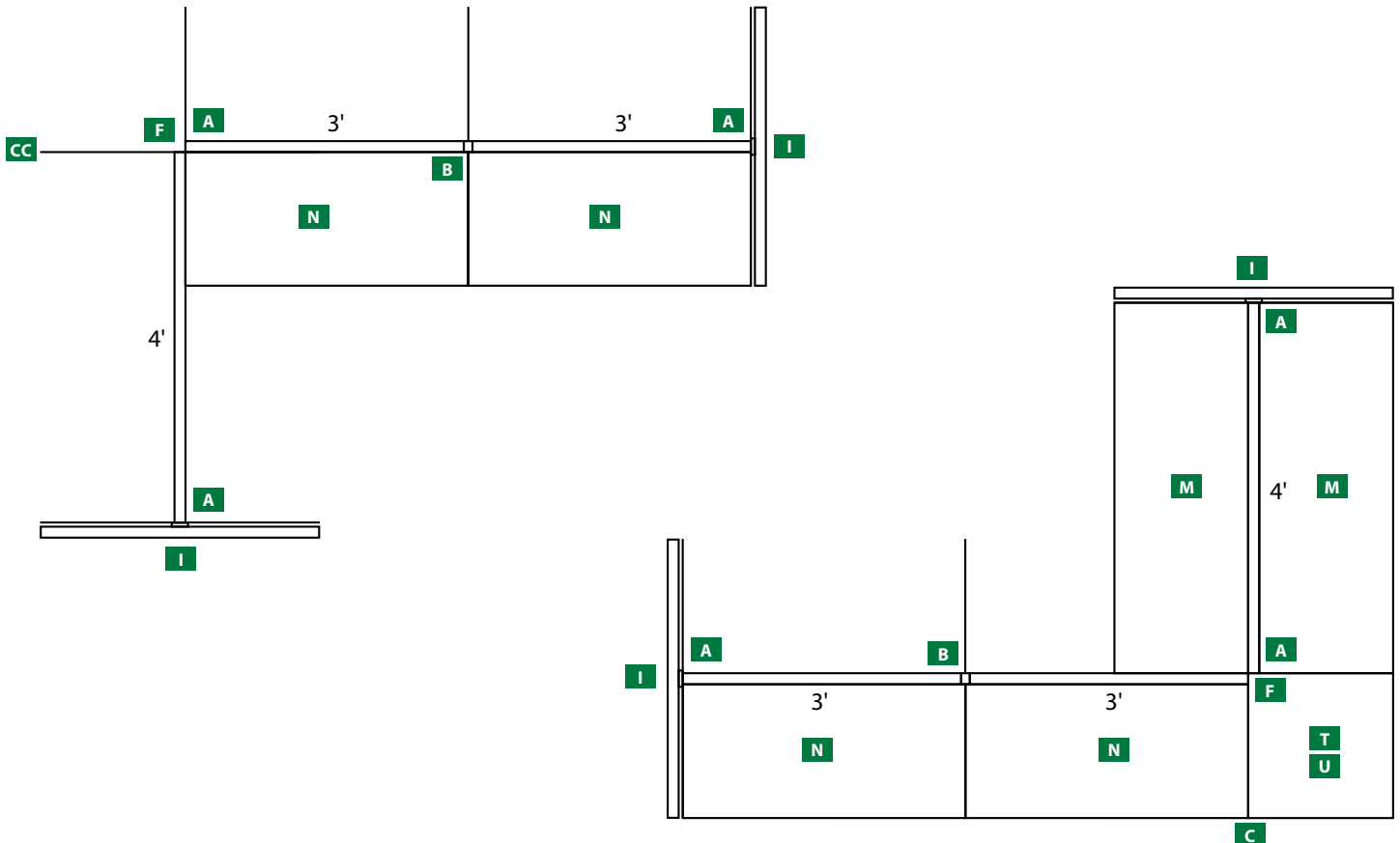
Organize your customers and align your sales in the process. With Madix's Tube Line Queuing System, retailers improve customer satisfaction and brand loyalty while lifting sales and reducing wait time in the checkout area.



Parts Required for Tube Line Queuing System as shown

Part Number	Description	Quantity
A	TLRQUE421010 Tube Line Queue Full Upright, End	6
B	TLTRQUI421010 Tube Line Queue Full Upright, Intermediate	2
C	TLTRQUR4210 Tube Line Queue Half Upright, Right	1
CC	TLTRQUL4210 Tube Line Queue Half Upright, Left	1
D	TLRQTB48 Tube Line Queue Tie Bar, 48"	4
E	TLRQTB36 Tube Line Queue Tie Bar, 36"	8
F	TLRQOCF42 Tube Line Queue Outside Corner Fill 42"	2
G	TLRQBSW24842 Tube Line Queue Slatwall Back 2" OC	4
H	TLRQBSW23648 Tube Line Queue Slatwall Back 2" OC	8
I	TLTRQEF2441SWP2H Tube Line Queue End Frame	4
J	QSSH5X7 Queuing Systems 5" x 7" Sign Holder & Stem	2
K	QSSH7X11 Queuing Systems 7" x 11" Sign Holder & Stem	1
L	TLRQABM Tube Line Queuing Acrylic Bowl Mount Only	1
M	TLSDTR4810 Tube Line Side Deck	2
N	TLSDTR3610 Tube Line Side Deck	4
O	TLMSD4808 Tube Line Metal Shelf with Double Perforations	4
P	TLMSD4810 Tube Line Metal Shelf with Double Perforations	4
Q	TLCNT4808 Tube Line Candy Shelf	4
R	TLCNT4810 Tube Line Candy Shelf	8
S	WCANS(OPT)-(NW)(ND)-(TAG) Wire Candy Shelf	8
T	TLRQOCBS10 Tube Line Queue Outside Corner Base	1
U	TLRQOCS10 Tube Line Queue Outside Corner Shelf	3
V	QSBOWL Queuing Fixture Acrylic Bowl	2
W	TLRQABMEC Tube Line Queuing Acrylic Bowl End Cap Mount	2
X	TLRQWAT Tube Line Queuing Acrylic Trough with Sign	1

Floor plan example



A B Tube Line Queuing Full Upright

• See chart for recommended quantities

TLTRQU(TYPE)(NH)(LS/RS)

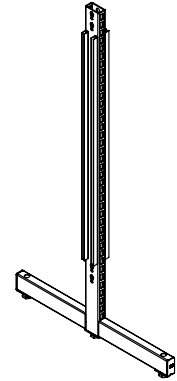
TLTRQU Tube Line T-Rack Queuing Full Upright

TYPE I=Intermediate
E=End

NH Nominal Height 36" to 72" in 6" increments
(914 mm to 1829 mm in 152 mm increments)

LS/RS Left-Side/Right-Side

1010=10" (254 mm)
1212=12" (305 mm)
1414=14" (356 mm)
1616=16" (406 mm)
1818=18" (457 mm)
2020=20" (508 mm)



C Tube Line Queuing Half Upright

TLTRQU(TYPE)(NH)(ND)

TLTRQU Tube Line T-Rack Queuing Half Upright

TYPE I=Intermediate
R=Right
L=Light

NH Nominal Height 36" to 72" in 6" increments
(914 mm to 1829 mm in 152 mm increments)

ND Nominal Depth 10" to 20" in 2" increments
(254 mm to 508 mm in 51 mm)



D E Tube Line Queuing Tie Bar

• Two per section required

TLTRQT(B)(NW)

TLTRQT Tube Line T-Rack Queuing

TB Tie Bar

NW Nominal Width 12" to 48" in 6" increments
(305 mm to 1219 mm in 152 mm)



F Tube Line Queuing Outside Corner Fill

TLTRQOCF(NH)

TLTRQ Tube Line T-Rack Queuing

OCF Outside Corner Fill

NH Nominal Height 42" (1067 mm)




G H Tube Line Queuing Slatwall Back

- 2" (51 mm) OC slotting

TLTRQBSW2(NW)(NH)

- TLTRQ Tube Line T-Rack Queuing
- BSW2 Slatwall Back 2" (51 mm)
- NW Nominal Width 18" to 48" in 6" increments (457 mm to 1219 mm in 152 mm)
- NH Nominal Height 36" to 72" in 6" increments (914 mm to 1829 mm in 152 mm increments)




I Tube Line Queuing End Frame

- 2" (51 mm) OC slotting

TLTRQEF(NW)(NH)SWP2H

- TLTRQU Tube Line T-Rack Queuing
- EF End Frame
- NW Nominal Width 24" to 48" in 6" increments (610 mm to 1219 mm in 152 mm)
- NH Nominal Height 36" to 72" in 6" increments (914 mm to 1829 mm in 152 mm increments)

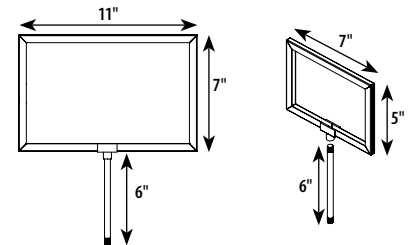


J K Queuing Systems Sign Holder and Stem

- 5"H x 7"W (127 mm x 178 mm)
- 7"H x 11"W (178 mm x 279 mm)

QSSH(SIZE)

- QSSH Queuing Systems Sign Holder and Stem
- SIZE 5X7 or 7X11 (127 mm x 178 mm or 178 mm x 279 mm)

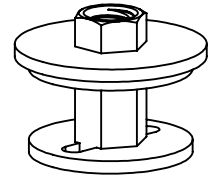


Queuing Bowl Adapter

- Must order ABADPT with Tube Line Queuing Acrylic Bowl End Cap Mount (TLTRQABMEC) insert when Queuing Bowls (QB700922) are ordered

ABADPT

ABADPT..... Queuing Bowl Adapter

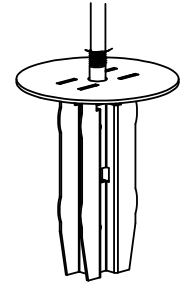


L Tube Line Queuing Acrylic Bowl Mount

- Must be ordered when a sign holder or bowl is to be inserted into the top of an upright that is attached to an end frame
- Insert only

TLTRQABM

TLTRQABM.... Tube Line T-Rack Queuing Acrylic Bowl Mount



NOTE!
Must order ABADPT with TLTRQABM insert when bowls QB700922 are ordered



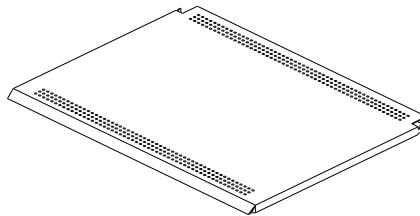
M N Tube Line Side Deck

- Systems can be used with or without Tube Line Side Decks
- Depth of each Tube Line Side Deck ordered must match the greatest depth for each side of the T-Rack unit

TLSDTR(NW)(ND)

TLSDTR Tube Line T-Rack Side Deck

- NW Nominal Width 24" to 48" in 6" increments (610 mm to 1219 mm in 152 mm increments)
- ND Nominal Depth 8" to 42" in 2" increments (203 mm to 1067 mm in 51 mm increments)



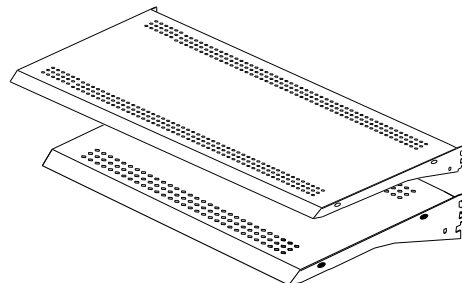

O P Tube Line Metal Shelves

- Each metal shelf deck has three rows of diamond perforations, spaced 1/2" (13 mm) OC
- Brackets are three position: flat, 15° downslope, and 12° uptilt

TLMSD(NW)(ND)

TLMSD Tube Line Metal Shelf Double Perforations

- NW Nominal Width 24", 30", 36", 48" (610 mm, 762 mm, 914 mm, 1219 mm)
- ND Nominal Depth 10" to 24" in 2" increments (254 mm to 610 mm in 51 mm increments)

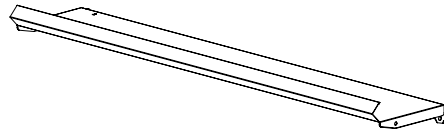


Q R Tube Line Candy Shelves

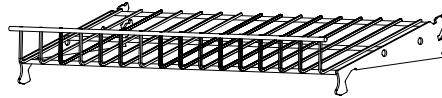
- Customize candy aisles or specialty end cap displays
- 15° down tilt keeps products fronted
- Front lip serves as a retainer to keep merchandise from sliding off the shelf
- Load capacity 75 lbs

TLCNSNT(NW)(ND)

TLCNSNT ... Tube Line Candy Shelf No Tag

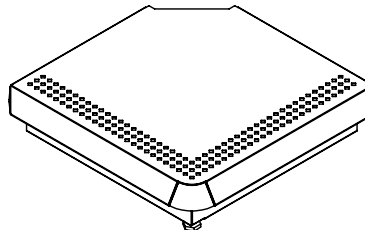
NW ... Nominal Width 24", 30", 36" or 48"
(610 mm, 762 mm, 914 mm or 1219 mm)ND ... Nominal Depth 04"-12" in 2" increments
(102 mm-305 mm in 51 mm increments)**S Wire Candy Shelf****WCANS(OPT)-(NW)(ND)-(TAG)**

WCANS ... Wire Candy Shelf

OPT ... Blank=1½" OC Mesh (38 mm)
34=¾" OC Mesh (19 mm)NW ... Nominal Width 18", 24", 30", 36", 42" or 48"
(457 mm, 610 mm, 762 mm, 914 mm,
1067 mm or 1219 mm)ND ... Nominal Depth 06" to 30" in 2" increments
(152 mm to 762 mm in 51 mm increments)TAG ... Blank=No Tag
A=Aluminium
G=Gold
PC=Powder Coat**T Tube Line Queuing Outside Corner Base****TLTRQOCBS(ND)**

TLTRQ ... Tube Line T-Rack Queuing

OCBS ... Outside Corner Base Shelf

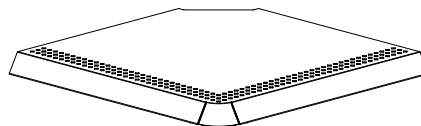
ND ... Nominal Depth 10" to 18" in 2" increments
(254 mm to 457 mm in 51 mm increments)**U Tube Line Queuing Outside Corner Shelf**

- Allows continuous run of shelving around the outside corners

TLTRQOCS(ND)

TLTRQ ... Tube Line T-Rack Queuing

OCBS ... Outside Corner Shelf

ND ... Nominal Depth 10" or 12"
(254 mm or 305 mm)

✓ Queuing Bowl

- 12" Diameter x 6" High (305 mm x 152 mm)

QB700922

QB.....Queuing Bowl

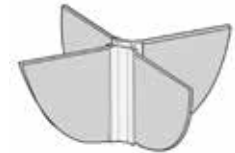


Optional Queuing System Bowl Accessory

Queuing Bowl Divider

QBDIV12-04

QB Queuing Bowl
 DIV Divider
 12 12" (305 mm)
 04 4 Dividers

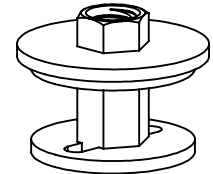


Queuing Bowl Adapter

- Must order Queuing Bowl Adapter (ABADPT) with Tube Line T-Rack Queuing Acrylic Bowl (TLTRQABMEC) insert when Queuing Bowl (QB700922) are ordered

ABADPT

ABADPT..... Queuing Bowl Adapter




W Tube Line Queuing Acrylic Bowl End Cap Mount

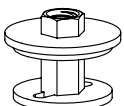
- Must be ordered when a sign holder or bowl is inserted into the top of an upright that is attached to an end cap mount
- Insert only

TLTRQABMEC

TLTRQABM.... Tube Line T-Rack Queuing Acrylic Bowl
 EC..... End Cap Mount



NOTE!
 Must order ABADPT with TLTRQABMEC insert when bowls QB700922 are ordered

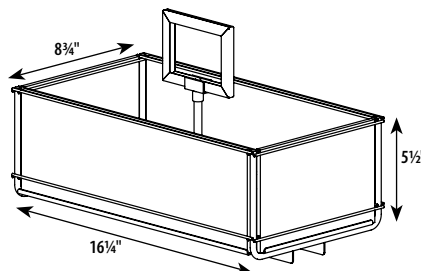


X Tube Line Queuing Acrylic Trough with Sign Holder

- Acrylic trough: 16¼"W x 5½"H x 8¾"D (425 mm x 148 mm x 222 mm)
- Sign holder: 3"H x 4"W with 6" stem (76 mm x 102 mm with 152 mm stem)

TLTRQWAT

TLTRQWAT..... Tube Line Queuing Acrylic Trough with Sign Holder





Luxe Queuing System



Luxe Queuing Solution

Put method back into the madness of checkout lines! Madix's Luxe Queuing Solution helps retailers boost sales by reducing wait time in the checkout area, improving customer satisfaction and strengthening brand loyalty.

Luxe Queuing feeds one line of customers to multiple registers in an orderly and efficient manner, minimizing customer frustration. And with the variety of configurations available, retailers have the flexibility to promote more impulse merchandise and services at a consistent exposure level. Our Luxe Queuing Solution supports almost all standard Madix shelves and accessories.

Build Your Own

Once you've determined your queuing layout, our three-step design process can help you create the perfect solution for your store's needs. It's just 1, 2, 3... and you're done!

1 Pick Your Post

Choose your height and type of Luxe Queuing Post 40", 48", 54" or 60" high (1016 mm, 1219 mm, 1372 mm or 1524 mm)

2 Pick Your Back

Select the height, material, and type of your backing component.

3 Pick Your Accessories

Mix and match accessories from our other product lines

1 Pick Your Post

Pick your height and type of Luxe Queuing Post:
40", 48", 54", or 60" high (1016 mm, 1219 mm, 1372 mm, or 1524 mm)

Luxe Queuing Post Slotted on Two (2) Sides

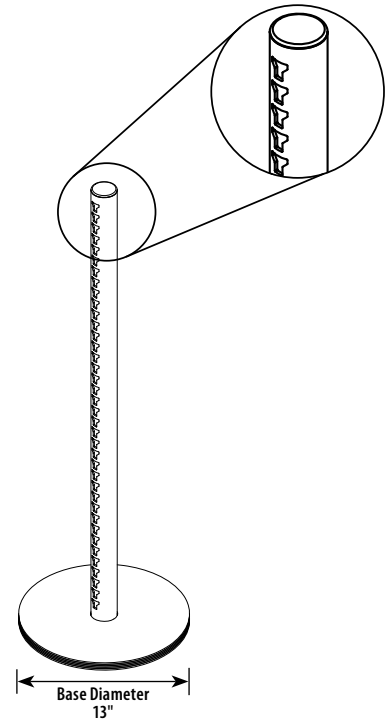
- The section's back material (Pegboard, Grid, Slatwall, or Megawall) is used to support the shelves and accessories, not the posts' slots
- Creates a clean look (no front-facing visible slots)
- Base diameter of 13" (330 mm)
- Maximum height of 60" (1524 mm), if taller posts are required please call your Madix Sales Representative

LUQP(NH)S2

LUQP Luxe Queuing System Post
NH Nominal Height 40", 48", 54" or 60"
(1016 mm, 1219 mm, 1372 mm or 1524 mm)
S2 Slotted 2-Sided



Queuing Post Detail



NOTE!
Luxe Queuing 13" Round Capacity Accessories must not exceed 6" (152 mm) deep.
Do not exceed 142 lbs per section per side when using 6" accessories.
If a higher weight capacity more than 142 lbs per section and deeper than 6" accessories are required please contact your Madix Sales Representative.

Luxe Queuing Post Slotted on Four (4) Sides

- Especially designed for Maxi Shelves and Accessories (with brackets)
- Provides the most flexibility for configurations—four slots allow for 90° turns in four different directions
- Creates sharp, neat corners without need for filler panels
- Base diameter of 13" (330 mm)
- Maximum height of 60" (1524 mm), if taller posts are required please call your Madix Sales Representative

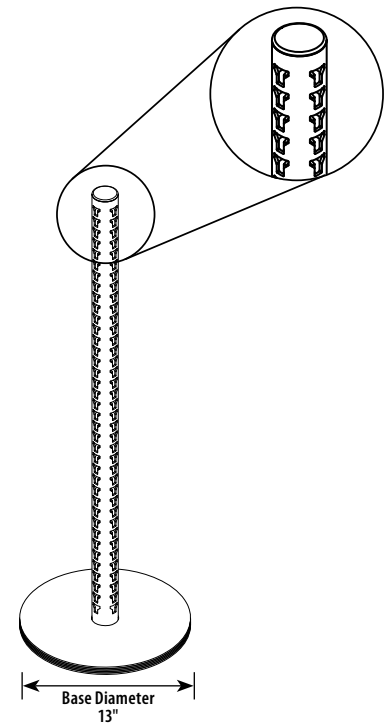

LUQP(NH)S4

LUQP Luxe Queuing System Post
NH Nominal Height 40", 48", 54" or 60"
(1016 mm, 1219 mm, 1372 mm or 1524 mm)
S4 S4=Slotted 4-Sided

NOTE!
Luxe Queuing 13" Round Capacity Accessories must not exceed 6" (152 mm) deep.
Do not exceed 142 lbs per section per side when using 6" accessories.
If a higher weight capacity more than 142 lbs per section and deeper than 6" accessories are required please contact your Madix Sales Representative.



• Queuing Post Detail



2 Pick Your Back *Pick your height, type, and material of back*

Heights

- Nominal heights available are 40", 48", 54", or 60" (1016 mm, 1219 mm, 1372 mm, or 1524 mm) posts

Back Options


- 1" x 1" (25 mm x 25 mm) Crossbars two (2) required per section
- Hardboard Two (2) sides
- Pegboard Two (2) sides
- Slatwall Two (2) sides
- Slatwall One (1) side
- MegaWall™ One (1) back slotted on two (2) sides
- Grid Backs One (1) side
- Grid Backs Two (2) sides

Usable space on all wire panels

Size Nominal Width x Nominal Height	Usable Space Actual Width x Actual Height
24" x 40"	17.5" x 33"
24" x 48"	17.5" x 41"
36" x 40"	29.5" x 33"
36" x 48"	29.5" x 41"
48" x 40"	41.5" x 33"
48" x 48"	41.5" x 41"

Usable space on pegboard and slatwall

Size Nominal Width x Nominal Height	Usable Space Actual Width x Actual Height
24" x 40"	16.438" x 31.125"
24" x 48"	16.438" x 39.125"
36" x 40"	28.438" x 31.125"
36" x 48"	28.438" x 39.125"
48" x 40"	40.438" x 31.125"
48" x 48"	40.438" x 39.125"




Peg Hook Applications

Back Options

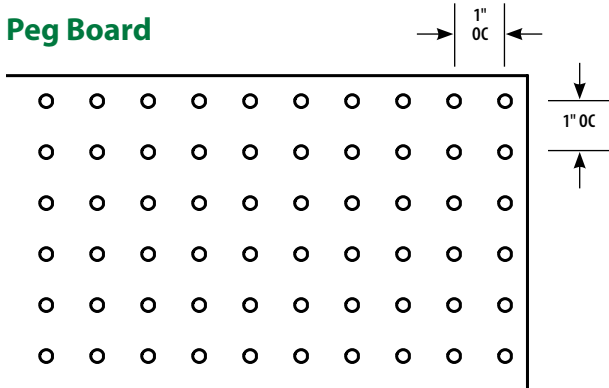
Peg Hook Type	Pegboard	Slatwall	Slatgrid	Modified Harmonic Grid	Multi-Purpose Grid	Mini Grid	2" x 2" Mesh Grid	3" x 3" Mesh Grid	Modified Slat Grid	2" OC MegaWall™
Pegboard Hooks	★	☆	☆	☆	☆	★			☆	☆
Slatwall Hooks		★	★	★	★	★			★	★
Wire Grid Hooks			☆	☆	☆		★	★	☆	

- ★ Recommended Application
- ☆ Fits but NOT recommended
- Blank box will not work


Luxe Queuing MegaWall™ Panel




Peg Board




Luxe Queuing Slatwall Panel



Luxe Queuing Slatgrid Panel



Luxe Queuing Modified Harmonic Grid



Back Options

Peg Hook Applications

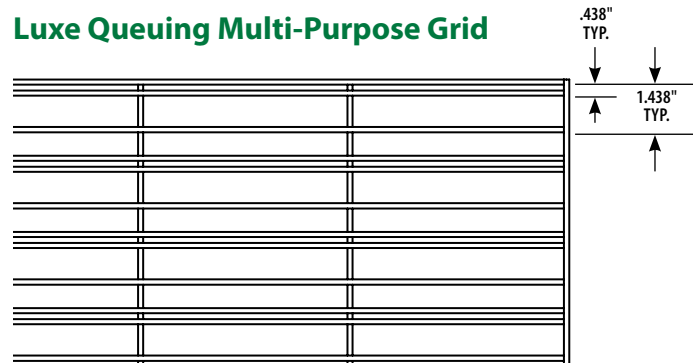
Peg Hook Type	Pegboard	Slatwall	Slatgrid	Modified Harmonic Grid	Multi-Purpose Grid	Mini Grid	2" x 2" Mesh Grid	3" x 3" Mesh Grid	Modified Slat Grid	2" OC MegaWall™
Pegboard Hooks	★	☆	☆	☆	☆	★			☆	☆
Slatwall Hooks		★	★	★	★	★			★	★
Wire Grid Hooks			☆	☆	☆		★	★	☆	

★ Recommended Application

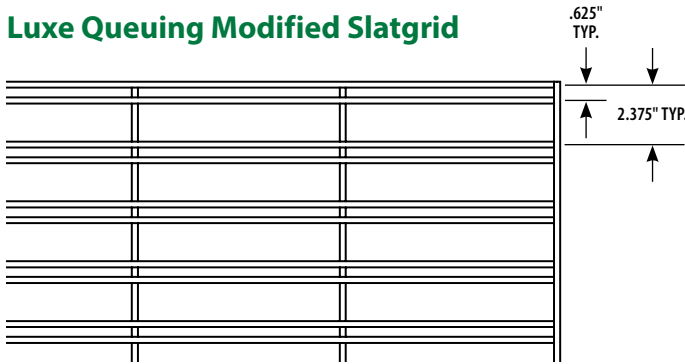
☆ Fits but NOT recommended

□ Blank box will not work


Luxe Queuing Multi-Purpose Grid




Luxe Queuing Modified Slatgrid




Luxe Queuing Mini Grid



Luxe Queuing 2X2 Grid



Luxe Queuing 3X3 Grid



Luxe Queuing Hardboard Backs on Two (2) Sides

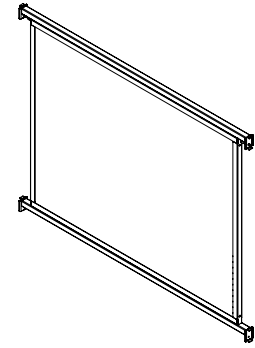
- Nominal widths are 24", 36" or 48" (610 mm, 914 mm and 1219 mm)
- Nominal heights are 40", 48", 54" or 60" (1016 mm, 1219 mm, 1372 mm or 1524 mm)
- Available with hardboard backs on both sides; back is a one-piece unit and easily installs into side slots of the Luxe Queuing Post
- Also available with pegboard on one side and hardboard on the other

LUQB(OPT)DP(NW)(NH)

LUQB Luxe Queuing System Back
 OPT HH=Hardboard Two Sides
 HP=Hardboard Back & Pegboard
 DP Double Panel
 NW Nominal Width 24", 36" or 48"
 (640 mm, 914 mm, or 1219 mm)
 NH Nominal Height 40", 48", 54" or 60"
 (1016 mm, 1219 mm, 1372 mm or 1524 mm)

Finish Code

FIN1 Metal
 FIN2 Back One
 FIN3 Back Two



Luxe Queuing Pegboard Backs on Two (2) Sides

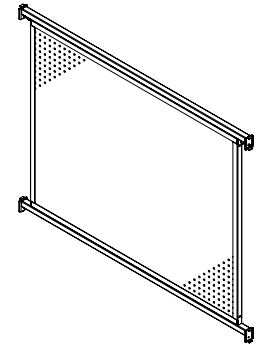
- Nominal widths are 24", 36" or 48" (610 mm, 914 mm and 1219 mm)
- Nominal heights are 40", 48", 54" or 60" (1016 mm, 1219 mm, 1372 mm or 1524 mm)
- Pegboard backs on both sides; back is a one-piece unit and easily installs into side slots of the Luxe Queuing Post
- Also available with pegboard on one side and hardboard on the other

LUQB(OPT)DP(NW)(NH)

LUQB Luxe Queuing System Back
 OPT PP=Pegboard Two Sides
 HP=Hardboard Back & Pegboard
 DP Double Panel
 NW Nominal Width 24", 36" or 48"
 (640 mm, 914 mm, or 1219 mm)
 NH Nominal Height 40", 48", 54" or 60"
 (1016 mm, 1219 mm, 1372 mm or 1524 mm)

Finish Code

FIN1 Metal
 FIN2 Back One
 FIN3 Back Two



Luxe Queuing Slatwall Backs on One (1) Side

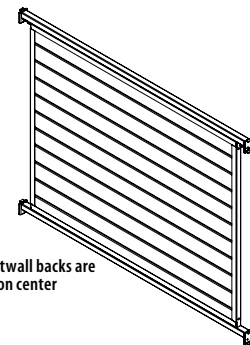
- Nominal widths are 24", 36" or 48" (610 mm, 914 mm and 1219 mm)
- Nominal heights are 40", 48", 54" or 60" (1016 mm, 1219 mm, 1372 mm or 1524 mm)
- Slatwall back on one side, flat on rear
- Back is a one-piece unit and easily installs into side slots of the Luxe Queuing Post
- If the slatwall back is painted, the slatwall front and flat interior will be painted the same color
- The flat interior side can be laminated, if the reverse slatwall side is painted or laminated

LUQB(B1)SP(NW)(NH)

LUQB Luxe Queuing System Back
 B1 Back Option
 SWL=Slatwall Laminated
 SWP=Slatwall Painted
 SP Single Panel
 NW Nominal Width 24", 36" or 48"
 (640 mm, 914 mm, or 1219 mm)
 NH Nominal Height 40", 48", 54" or 60"
 (1016 mm, 1219 mm, 1372 mm or 1524 mm)

Finish Code

FIN1 Metal
 FIN2 Back One (front & back same color only)
 FIN3 Inserts One
 FIN4 Interior Back (laminated option only)



Slatwall backs are 3" on center

Luxe Queuing Slatwall Backs on Two (2) Sides

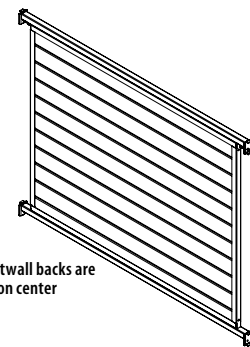
- Nominal widths are 24", 36" or 48" (610 mm, 914 mm and 1219 mm)
- Nominal heights are 40", 48", 54" or 60" (1016 mm, 1219 mm, 1372 mm or 1524 mm)
- Slatwall backs on two sides
- Back is a one-piece unit and easily installs into side slots of the Luxe Queuing Post

LUQB(B1)(B2)DP(NW)(NH)

LUQB Luxe Queuing System Back
 B1 Back Option One
 SWL=Slatwall Laminated
 SWP=Slatwall Painted
 B2 Back Option Two
 SWL=Slatwall Laminated
 SWP=Slatwall Painted
 DP Double Panel
 NW Nominal Width 24", 36" or 48"
 (640 mm, 914 mm, or 1219 mm)
 NH Nominal Height 40", 48", 54" or 60"
 (1016 mm, 1219 mm, 1372 mm or 1524 mm)

Finish Code

FIN1 Metal
 FIN2 Back One
 FIN3 Inserts One
 FIN4 Back Two
 FIN5 Inserts Two



Slatwall backs are 3" on center


Luxe Queuing MegaWall™ Backs on Two (2) Sides

- Nominal widths are 24", 36" or 48" (610 mm, 914 mm and 1219 mm)
- Nominal heights are 40", 48", 54" or 60" (1016 mm, 1219 mm, 1372 mm or 1524 mm)
- MegaWall™ Back Panel Insert is slotted on two sides ONLY
- MegaWall™ Backs are 2" OC slotting
- Back is a one-piece unit and easily installs into side slots of the Luxe Queuing Post

LUQBMW(NW)(NH)(OPT1)

LUQB Luxe Queuing System Back
 MW MegaWall™
 NW Nominal Width 24", 36" or 48"
 (640 mm, 914 mm or 1219 mm)
 NH Nominal Height 40", 48", 54" or 60"
 (1016 mm, 1219 mm, 1372 mm or 1524 mm)
 OPT1 U=Unpainted (raw aluminium)

2" OC



Finish Code

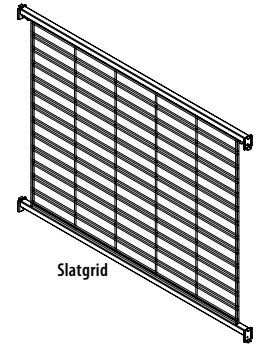
FIN1 Frame
 FIN2 MegaWall™

Luxe Queuing Wire Grid Backs with One (1) Panel Per Section

- Nominal widths are 24", 36" or 48" (610 mm, 914 mm and 1219 mm)
- Nominal heights are 40", 48", 54" or 60" (1016 mm, 1219 mm, 1372 mm or 1524 mm)
- Wire Grid back is center mounted in each section
- Back is a one-piece unit and easily installs into side slots of the Luxe Queuing Post

LUQB(TYPE)SP(NW)(NH)

LUQB Luxe Queuing System Wire Back
 TYPE Grid Type
 SG=Slatgrid
 MG=Mini Grid
 MPG=Multi-Purpose Grid
 2X2=2x2 Grid
 3X3= 3x3 Grid
 MSG=Modified Slatgrid
 MHG=Modified Harmonic Grid
 SP Single Panel
 NW Nominal Width 24", 36" or 48"
 (640 mm, 914 mm or 1219 mm)
 NH Nominal Height 40", 48", 54" or 60"
 (1016 mm, 1219 mm, 1372 mm or 1524 mm)

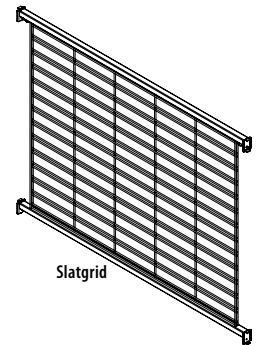


Luxe Queuing Wire Grid Backs with Two (2) Panels Per Section

- Nominal widths are 24", 36" or 48" (610 mm, 914 mm and 1219 mm)
- Nominal heights are 40", 48", 54" or 60" (1016 mm, 1219 mm, 1372 mm or 1524 mm)
- Two wire grid backs are mounted in each section, allowing independent merchandising
- Back is a one-piece unit and easily installs into side slots of the Luxe Queuing Post

LUQB(TYPE)DP(NW)(NH)

LUQB Luxe Queuing System Wire Back
 TYPE Grid Type
 SG=Slatgrid
 MG=Mini Grid
 MPG=Multi-Purpose Grid
 2X2=2x2 Grid
 3X3= 3x3 Grid
 MSG=Modified Slatgrid
 MHG=Modified Harmonic Grid
 DP Double Panel
 NW Nominal Width 24", 36" or 48"
 (640 mm, 914 mm, or 1219 mm)
 NH Nominal Height 40", 48", 54" or 60"
 (1016 mm, 1219 mm, 1372 mm or 1524 mm)

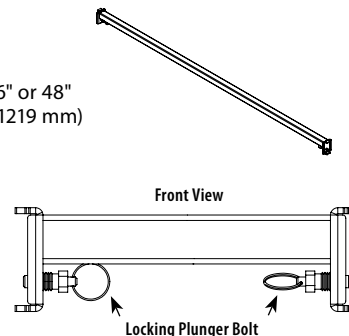


Luxe Queuing Fixture Post Connector Rail

- Nominal widths are 24", 36" or 48" (610 mm, 914 mm and 1219 mm)
- Rails are installed across post where shelving and accessories are not needed
- Produces an open look with greater merchandise visibility in the queuing area
- Minimum of two (2) required per section (more can be added if required)

LUQFPCR(NW)(OPT)

LUQF Luxe Queuing Fixture
 PCR Post Connector Rail
 NW Nominal Width 24", 36" or 48"
 (640 mm, 914 mm or 1219 mm)
 OPT Blank=Locking
 NL=Non-Locking



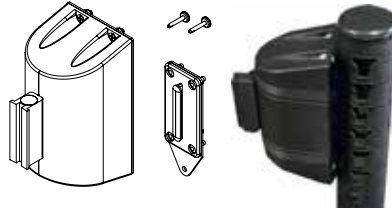
NOTE!
 Includes a locking plunger bolt on both ends of the Connector Rail if locking option selected.

Luxe Queuing Retractable Retainer

- Retractable belt fits into the face of the post/stanchion
- Housing and receiving clip easily hangs and is secured to the slots in the Luxe Queuing Post
- Can be moved where needed
- 5½"H x 3"W x 3"D (140 mm x 76 mm x 76 mm), retainer extends 7½' (2286 mm)

LUQRR

LUQRR Luxe Queuing Retractable Retainer

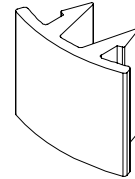


Luxe Backing Locking Insert

- All backs [except LUQFPC(NW)] include four (4) locking inserts
- Pack of 8 inserts


LUXBLI-BLK

LUXBLI Luxe Back Locking Insert
BLK Black



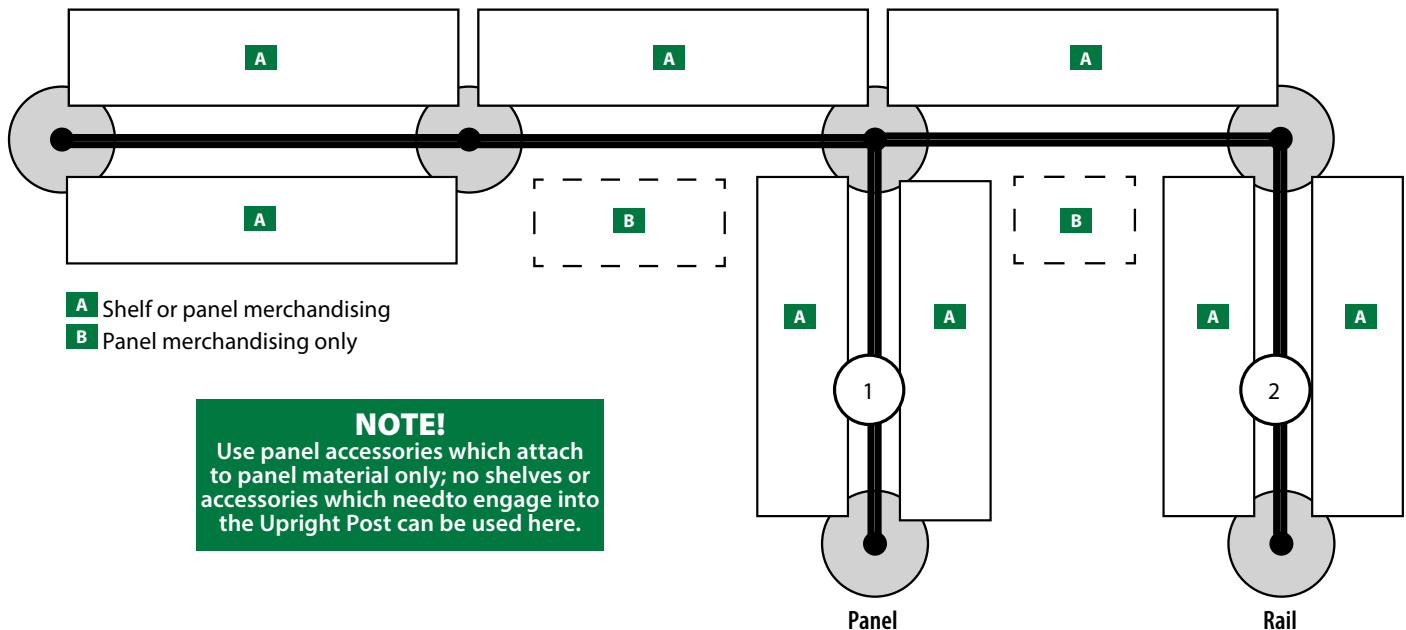
Merchandising the Luxe Queuing System

1. If a section has a 4-sided post and only rails, it can only have shelf merchandising.
2. If a section has a 4-sided post and a panel that can be merchandised, it can have a shelf and panel merchandising.
3. If a section has a 2-sided post and a panel that can be merchandised, it can only be panel merchandised.
4. If a section has a 2-sided post and only rails, it **cannot** be merchandised.



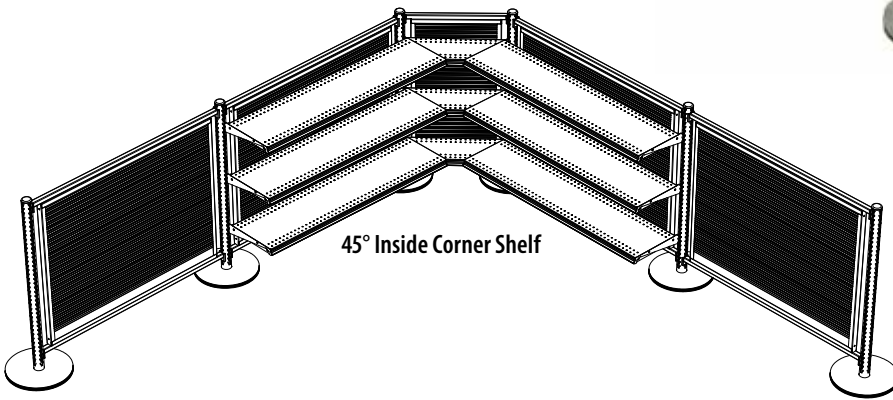
•Certain panel placement can restrict merchandising capabilities

1. The plan below uses all posts with slots on four sides.
2. If a panel blocks the slots on a post, shelf merchandising **is not** possible.
3. Exception: If connection rails are used (see number four above), shelf merchandising is possible between the connector rails where the slots are not used.

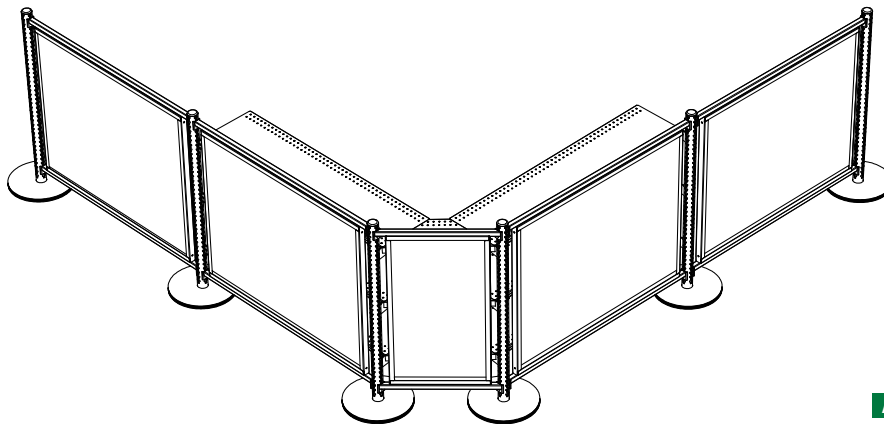


Luxe Queuing: 45-Degree Inside Corner Panel and Shelf

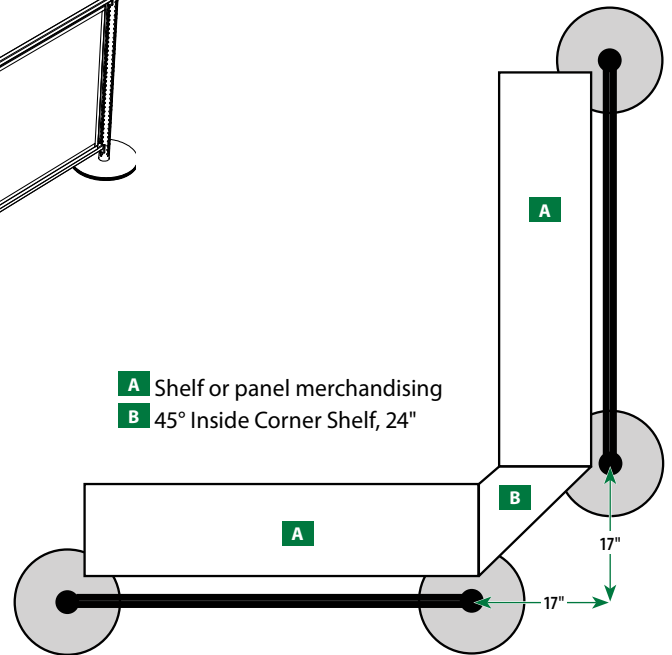
A new angle for impulse merchandising! Madix's most flexible queuing solution, Luxe Queuing, now comes with accessories specifically designed to cut corners and extend merchandising space. The Inside Corner Panel connects two perpendicular side panels to create a 45-degree "bend," creating a softer, more aesthetic appearance. Plus, using the corresponding Inside Corner Shelf, retailers can build seamless shelving runs that not only look great, but perform even better!



45° Inside Corner Shelf



Outside of 45° Inside Corner Shelf



A Shelf or panel merchandising

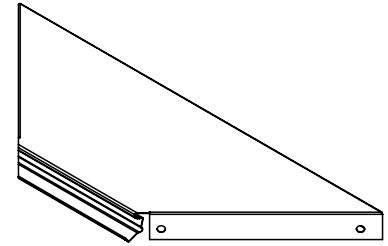
B 45° Inside Corner Shelf, 24"

Luxe 45° Corner Shelf

- Maximum shelf depth is 06" (152 mm) only
- Corner shelf bolts into adjacent shelves at the same level
- Shelf does not come with brackets
- Use with 06" (152 mm) Standard Upright Shelves [SUS-(NW)06] only

LUQSUS45-06

LUQ Luxe Queuing
 SUS Standard Upper Shelf
 45 45°
 06 Nominal Depth 06" (152 mm)

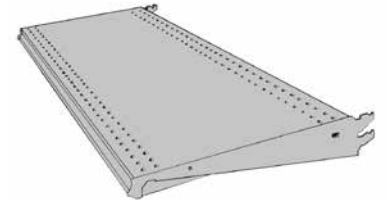


Standard Upper Shelf

- Maximum shelf depth is 06" (152 mm) only

SUS-(NW)06

SUS Standard Upper Shelf
 NW Nominal Width 3' or 4'
 (914 mm or 1219 mm)
 06 Nominal Depth 06" (152 mm)



Luxe Queuing Post Slotted on Four (4) Sides

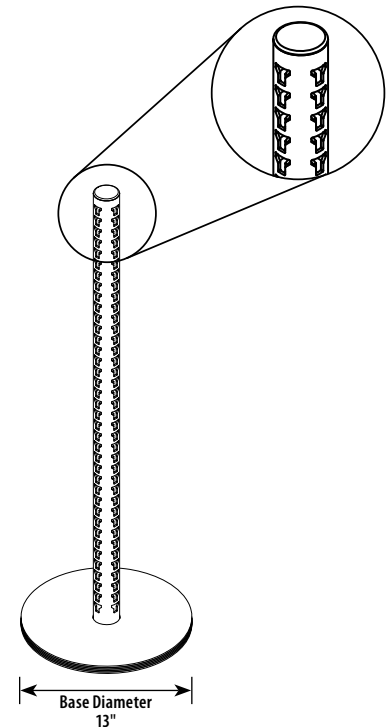
- Especially designed for Maxi Shelves and Accessories (with brackets)
- Provides the most flexibility for configurations—four slots allow for 90° turns in four different directions
- Creates sharp, neat corners without need for filler panels
- Base diameter of 13" (330 mm)
- Maximum post height of 60" (1524 mm).
- If taller posts are required please call your Madix Sales Representative.

LUQP(NH)S4

LUQP Luxe Queuing System Post
 NH Nominal Height 40", 48", 54" or 60"
 (1016 mm, 1219 mm, 1372 mm or 1524 mm)
 S4 S4=Slotted 4-Sided



Queuing Post Detail



All shelves and accessories should not exceed 6" (152 mm) deep, when standard 13" (330 mm) round base is used. Call your Madix Representative if deeper accessories are required.

Luxe Queuing Hardboard Back 45°

- Nominal width is 24" (610 mm)
- Nominal heights are 40", 48", 54" or 60" (1016 mm, 1219 mm, 1372 mm or 1524 mm)

LUQB45(BACK1)(BACK2)DP(NW)(NH)

LUQB Luxe Queuing System Back
45 45°

BACK1 Interior Back
H=Hardboard
HL=Hardboard Laminated
P=Pegboard
PL=Pegboard Laminated

BACK2 Exterior Back
H=Hardboard
HL=Hardboard Laminated
P=Pegboard
PL=Pegboard Laminated

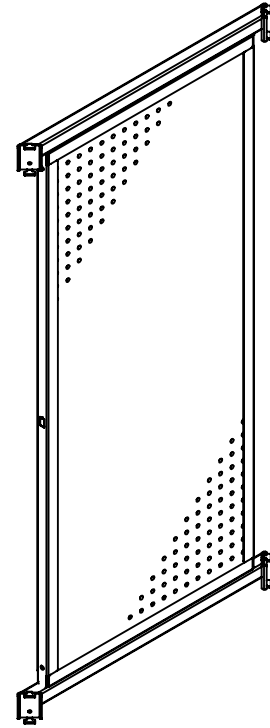
DP Double Panel

NW Nominal Width 24" (640 mm)

NH Nominal Height 40", 48", 54" or 60"
(1016 mm, 1219 mm, 1372 mm or 1524 mm)

Finish Code

FIN1 Metal
FIN2 Interior Back
FIN3 Exterior Back



Luxe Queuing Wire Grid Back 45°

- Nominal width is 24" (610 mm)
- Nominal heights are 40", 48", 54" or 60" (1016 mm, 1219 mm, 1372 mm or 1524 mm)
- Double-sided back will have the same wire grid

LUQB45(TYPE)(OPT)(NW)(NH)

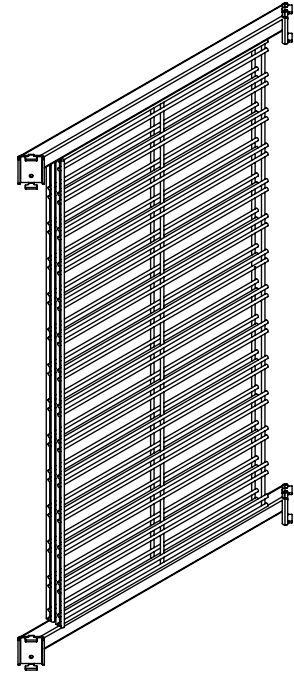
LUQB Luxe Queuing System Back
45 45°

TYPE Wire Grid Type
SG=Slat Grid
MG=Mini Grid
MPG=Multi Purpose Grid
2X2=2" x 2" Grid
3X3=3" x 3" Grid
MSG=Modified Slat Grid
MHG=Modified Harmonic Grid

OPT SP=Single Sided
DP=Double Sided

NW Nominal Width 24" (640 mm)

NH Nominal Height 40", 48", 54" or 60"
(1016 mm, 1219 mm, 1372 mm or 1524 mm)



Luxe Queuing Slatwall Back 45°

- Nominal width is 24" (610 mm)
- Nominal heights are 40", 48", 54" or 60" (1016 mm, 1219 mm, 1372 mm or 1524 mm)

LUQB45(BACK1)(BACK2)(OPT)(NW)(NH)

LUQB Luxe Queuing System Back
45 45°

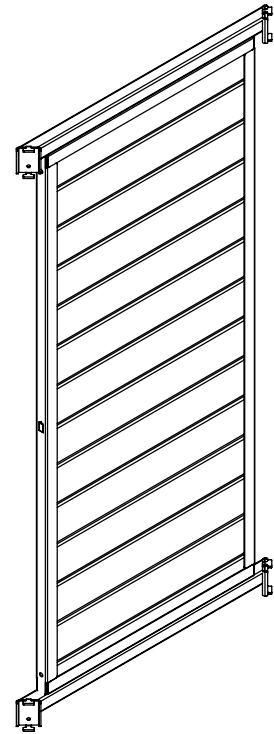
BACK1 Interior Back
SWL=Slatwall Laminated
SWP=Slatwall Painted
SWM=Slatwall Melamine

BACK2 Exterior Back
SWL=Slatwall Laminated
SWP=Slatwall Painted
SWM=Slatwall Melamine
Blank=Single-Sided

OPT SP=Single Panel
DP=Double Panel

NW Nominal Width 24" (640 mm)

NH Nominal Height 40", 48", 54" or 60"
(1016 mm, 1219 mm, 1372 mm or 1524 mm)



Luxe Queuing MegaWall™ Back 45°

- Nominal width is 24" (610 mm)
- Nominal heights are 40", 48", 54" or 60" (1016 mm, 1219 mm, 1372 mm or 1524 mm)
- Single-sided MegaWall™ back that is 2" OC and slotted on two sides

LUQB45MW(NW)(NH)

LUQB Luxe Queuing System Back
45 45°

MW MegaWall™

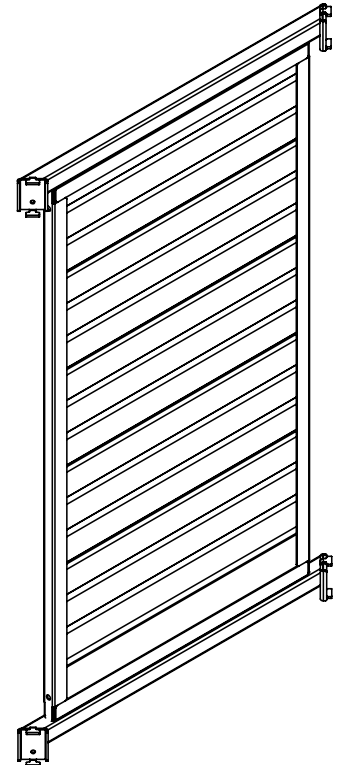
NW Nominal Width 24" (640 mm)

NH Nominal Height 40", 48", 54" or 60"
(1016 mm, 1219 mm, 1372 mm or 1524 mm)

Finish Code

FIN1 Frame

FIN2 MegaWall™



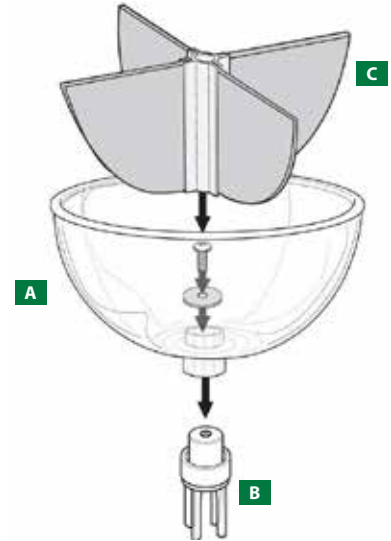
3 Pick Your Accessories *Pick from hundreds of accessories.*

A Queuing Bowl

- 12" Diameter x 6" High (305 mm x 152 mm)
- Must order Queuing Bowl Insert (QB1700997) to install Queuing Bowl and/or Queuing Systems Sign Holder and Stem [QSSH(SIZE)] on Luxe Queuing Post

QB700922

QBQueuing Bowl



B Queuing Bowl Insert

- Insert attaches to bowl or bowls with sign holders in the Luxe Upright
- Available in black only

QB1700997

QB Queuing Bowl Insert



C Queuing Bowl Divider

- Clear acrylic 4-way divider

QBDIV12-04

QB Queuing Bowl
 DIV Divider
 12 12" (305 mm)
 04 4 Dividers

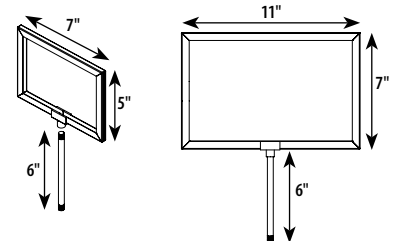


Queuing Systems Sign Holder and Stem

- 5"H x 7"W (127 mm x 178 mm)
- 7"H x 11"W (178 mm x 279 mm)
- Use with part QB170097 if sign holder QSSH(SIZE) is required in a Luxe Post

QSSH(SIZE)

QSSH Queuing Systems Sign Holder and Stem
 SIZE 5X7 or 7x11



Standard Upper Shelf Flat, 15° or 30° Downslope

- 1¼" (32 mm) tag molding integrally formed into front edge of shelf surface
- Versatility of three positions: flat, 15° downslope or 30° downslope
- Load capacity, flat position: 6" (152 mm) = 200 lbs
- Load capacities based on evenly distributed static loading
- For additional load capacity, see the Shelf Loading section
- SUS and STP shelves do not align when placed side by side

SUS-(NW)6


- SUS Standard Upper Shelf
- NW Nominal Width 2' to 4' in 6" increments (610 mm to 1219 mm in 152 mm increments)
- 6 Nominal Depth 6" (152 mm)

STP(NW)6

- STP Straight-in Insertion Three Position
- NW Nominal Width 2' to 4' in 6" increments (610 mm to 1219 mm in 152 mm increments)
- 6 Nominal Depth 6" (152 mm)



NOTE!
If add-on aluminum tag molding is desired, use selected type as suffix immediately after part number.
Example: SUS-410-M17S



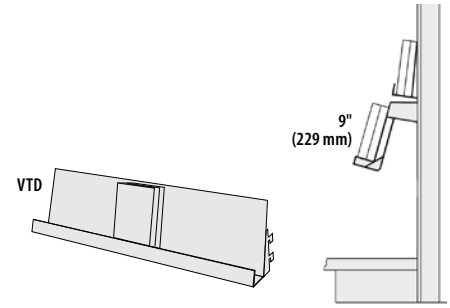
All shelves and accessories should not exceed 6" (152 mm) deep, when standard 13" (330 mm) round base is used. Call your Madix Representative if deeper accessories are required.

Various Type Display

- VTD:
7° upslope, 8"H (203 mm) back 2½"D (64 mm) shelf, ¾"H (19 mm) front lip

VTD(TYPE)(NL)(ND)

- VTD Various Type Display
- TYPE Blank=No Extension
- NL Nominal Length 24" to 48" in 6" increments (610 mm to 1219 mm in 152 mm increments)
- ND Nominal Depth 09"(for SXT only) (229 mm—for SXT only)

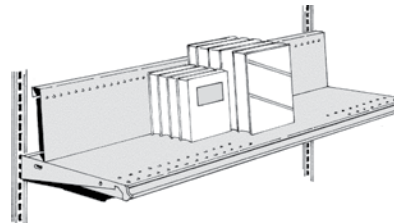


Uptilt Shelf with Bookshelf Back

- 7° uptilt
- "Straight-in" insertion two tab brackets
- 8"H (203 mm) welded book back for rapid installation
- Accepts Wire Dividers [BKSD-(ND)-25] and End Panels][BKSBE-(ND)-6] both sold separately

UTSBKSB(NW)(ND)-08-7

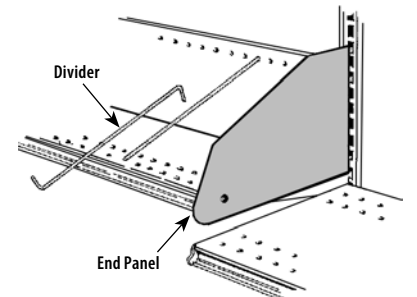
- UTS Uptilt Shelf
- BKSB Bookshelf Back
- NW Nominal Width 36" or 48" (914 mm or 1219 mm)
- ND Nominal Depth 08" to 16" in 2" increments (203 mm to 406 mm in 51 mm increments)
- 08 Nominal Back Height 8" (203 mm)
- 7 7° Uptilt



Bookshelf End Panel

BKSBE-(ND)-6

- BKS Bookshelf
- BEP End Panel
- ND Nominal Depth 08" or 10" (203 mm to 254 mm)
- 6 6 Pack



Bookshelf Wire Divider

NOTE!
Order Bookshelf Wire Divider 2" shorter than nominal depth of shelf.

BKSD-(ND)-25

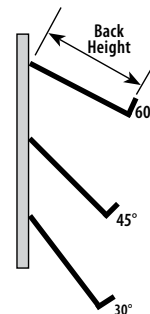
- BKS Bookshelf
- D Wire Divider
- ND Nominal Depth 06" to 10" in 2" increments (152 mm to 254mm in 51 mm increments)
- 25 25 Pack

Uptilt Shelf

- Shelf back available in 10" (254 mm)
- 4" (102 mm) shelf depth only

UTSN(DEGREE)-(NW)-(NH)4

- UTSN Uptilt Shelf
- DEGREE 30°, 45°, or 60° Tilt
- NW Nominal Width 3' or 4' (914 mm or 1219 mm)
- NH Nominal Back Height 10" (254 mm)
- 4 Shelf Depth 4" (102 mm)



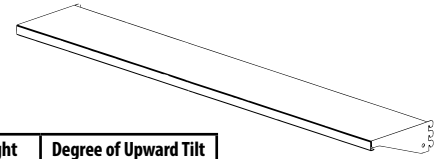
All shelves and accessories should not exceed 6" (152 mm) deep, when standard 13" (330 mm) round base is used. Call your Madix Representative if deeper accessories are required.

Multi Media Bookshelf

- Available in widths of 24", 36" and 48", in depths of 6" or 8"
- Load capacity 150 lb
- To ensure placement of products, there will be an upward slope on the shelves when fixture is assembled

AOBS-(NW)(ND)

- AOBS Multi Media Displayer Bookshelf
- NW Nominal Width 24", 36" or 48" (610 mm, 914 mm or 1219 mm)
- ND Nominal Depth
 - 06=6" (152 mm)
 - 08=8" (203 mm)
 - 10=10" (254 mm)



Height	Degree of Upward Tilt
54"	10.5°
60"	7.0°
66"	6.5°
72"	6.0°
78"	6.0°
84"	5.0°

NOTE!

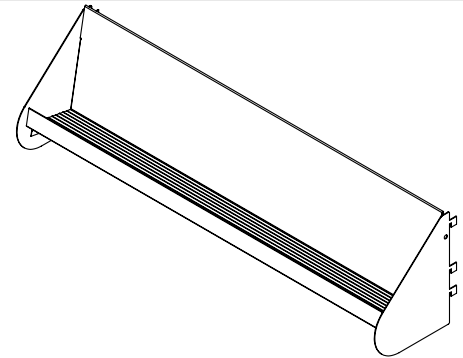
The angle of the shelves decreases with relation to fixture height. Please see chart to determine shelf angle for fixture height.

Single Tier Magazine Displayer

- 5" (127 mm) pocket
- Optional plastic runner available

DMT-(NW)-(ND)-(OPT)

- DMT Single Tier Magazine Displayer
- NW Nominal Width 3' or 4' (914 mm or 1219 mm)
- ND Nominal Depth 5" or 7" (203 mm to 254 mm)
- OPT Blank=Runner
NR=No plastic runner

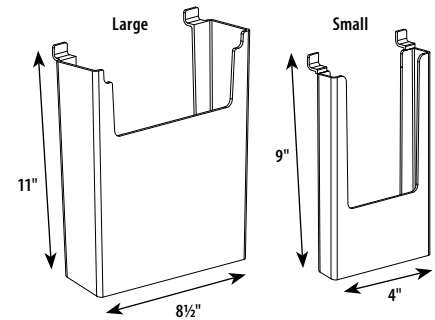


Magazine Holder Slatwall Mount

- Available in small, 4"W x 9"H (102 mm x 229 mm) or large 8½"W x 11" (216 mm x 279 mm)

MAGHLDRSWM(OPT)

- MAG Magazine
- HLDR Holder
- SWM Slatwall Mount
- OPT S=Small
L=Large



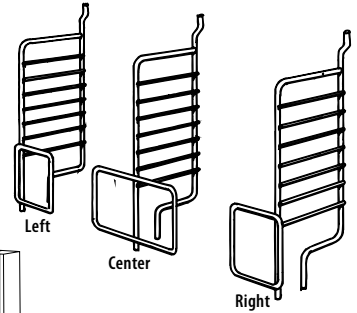
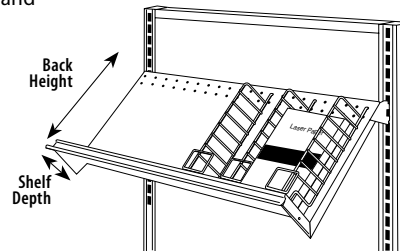
All shelves and accessories should not exceed 6" (152 mm) deep, when standard 13" (330 mm) round base is used. Call your Madix Representative if deeper accessories are required.

Uptilt Shelf Wire Divider

- Designed to be used as divider on the Uptilt Shelf [UTSN(DEGREE)-(NW)-(NH)4]
- Variety of widths and depths available
- When ordering, please specify left, right or center

UTSWD-(NH)(ND)-(TYPE)

UTSWD Uptilt Shelf Wire Divider
 NH Nominal Height 10" to 18" in 2" increments
 (254 mm to 457 mm in 51 mm increments)
 ND Nominal Depth 4", 6" or 8"
 (102 mm, 152 mm or 203 mm)
 TYPE C=Center
 LH=Left-Hand
 RH=Right-Hand



Multi-Purpose Dividers

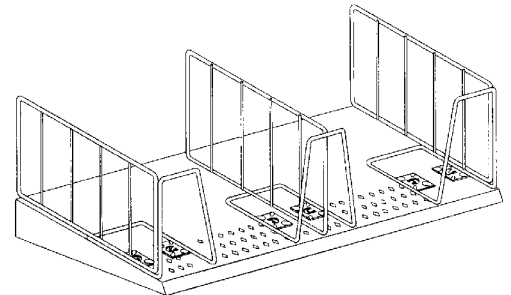
- Specifically designed to boost product visibility and accessibility
- Tension fit multi-purpose dividers attach without hardware and provide fast and easy reset of shelf
- 6"H x 10"D (152 mm x 254 mm) for 10" (152 mm) shelf depth

DV050610CM(POSITION)(OPT)

DV050610CM Multi-Purpose Dividers
 POSITION L=Left
 R=Right
 C=Center
 OPT Blank=Standard finish Chrome

Finish Code

PC059 Satin Black
 PC811 Cream
 PC812 Dove Gray
 PC829 White

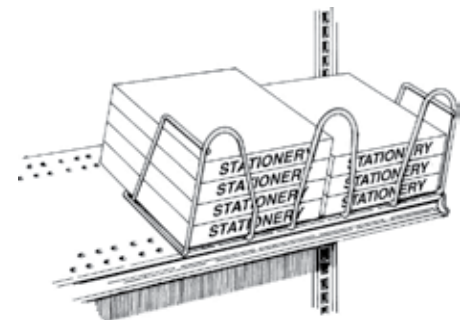
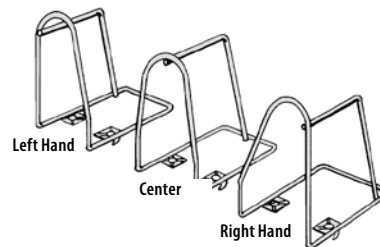


Multi-Purpose Wire Divider

- Solution for maintaining separation of products
- 3¾"W x 7¾"H x 6¾"D (95 mm x 197 mm x 171 mm)
- Dividers clip into front shelf perforations
- Minimum product width is 6" (152 mm)
- End dividers sold in pairs

WDMP-(OPT)

WDMP Multi-Purpose Wire Divider
 OPT C=Center
 E=Ends, Pairs Only

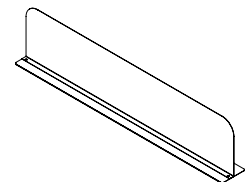


Metal Shelf Cross Divider

- Horizontal shelf divider
- Attaches to shelf with magnetic strip

MSCD(NW)

MSCD ... Metal Shelf Cross Divider
 NW ... Nominal Width 24" to 48" in 6" increments
 (610 mm to 1219 mm in 152 mm increments)



Metal Shelf Divider

- Attaches to shelf with magnetic strip
- 10" (254 mm) maximum depth shelf for Luxe Queuing

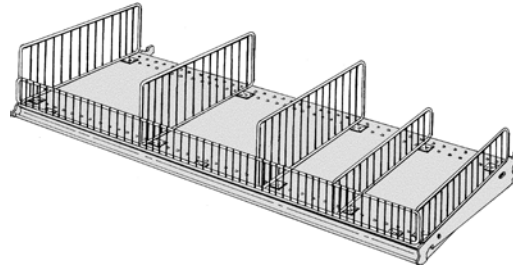
MSD-(ND)(NH)

MSD Metal Shelf Divider
 ND Nominal Depth 10" (254 mm)
 NH Nominal Height 4", 8", 12" or 24"
 (102 mm, 203 mm, 305 mm or 610 mm)

All shelves and accessories should not exceed 6" (152 mm) deep, when standard 13" (330 mm) round base is used. Call your Madix Representative if deeper accessories are required.

Wire Binning

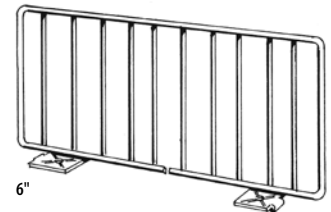
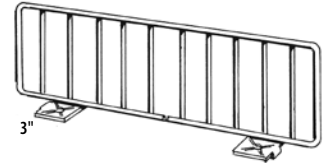
- Versatile design allows any size divider
- Attaches to shelf perforations with welded-on "feet"
- Use fronts with or without dividers
- Use dividers with or without fronts
- Vertical wires on 1" (25 mm) centers
- Chrome plated finish



Wire Binning Front

PMF-(NH)(NW)-1-(OPT)


- PMF.... Front
- NH Nominal Height 3" or 6"
(76 mm or 152 mm)
- NW Nominal Width 36" or 48"
(914 mm or 1219 mm)
- 1 Single
- OPT Blank=Chrome
P=Painted



Wire Binning Divider

PMD-(NH)(ND)-1-(OPT)

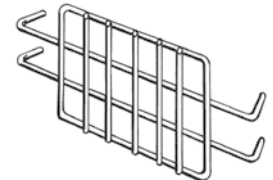
- PMD.... Divider
- NH Nominal Height 3" or 6"
(76 mm or 152 mm)
- ND Nominal Depth 08" or 10"
(203 mm or 254 mm)
- 1 Single Pack
- OPT Blank=Chrome
P=Painted



Wire Binning Cross Divider

MC-(NH)(NW)-10-(OPT)

- MC Cross Divider
- NH Nominal Height 3" (76 mm)
- NW Nominal Width 6" to 12" in 2" increments
(152 mm to 305 mm in 51 mm increments)
- 10 10 Pack
- OPT Blank=Chrome
P=Painted

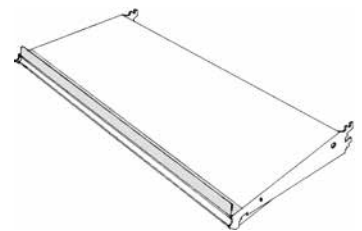


Shelf Retainer

- Sturdy metal angle provides retaining lip for merchandise
- Ideal for use when shelf is in 15° downslope position
- Mounting hardware included

SR-(NW)-(NH)-10

- SR Shelf Retainer
- NW Nominal Width 3' or 4'
(914 mm or 1219 mm)
- NH Blank=1" (22 mm)
2=2" (51 mm)
3=3" (76 mm)
4=4" (102 mm)
- 10 10 Pack



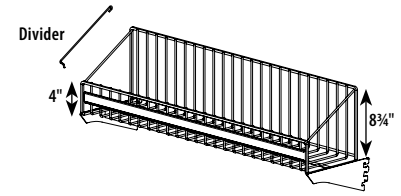
All shelves and accessories should not exceed 6" (152 mm) deep, when standard 13" (330 mm) round base is used. Call your Madix Representative if deeper accessories are required.

Luxe Queuing Impulse Basket

- Maximum depth of 10" (254 mm)
- Includes tag
- Snap in wire dividers included:
 - 30" = 4 dividers
 - 36" = 5 dividers
 - 42" = 6 dividers
 - 48" = 7 dividers

LUQIB-(NW)

LUQ Luxe Queuing
 IB Impulse Basket
 NW Nominal Width 30", 36", 42" or 48"
 (762 mm, 914 mm, 1067 mm or 1219 mm)
 ND Nominal Depth 06"
 (152 mm)

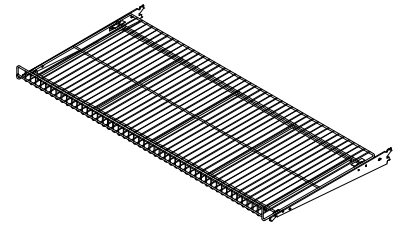


Bakery Wire Shelf with Welded Brackets

- Wire Basket Brackets welded to Bakery Wire Shelf

MBWSB-(NW)(ND)-(TAG)(EDGE)

MBWS Madix Bakery Wire Shelf
 WB Welded Brackets
 NW Nominal Width 3' or 4'
 (914 mm or 1219 mm)
 ND Nominal Depth 06" (152 mm)
 TAG Mold Tag Finish:
 BLANK=Painted Color of Shelf
 DGA2A=Silver Finish
 EDGE Edge Type
 Blank=Straight Edge Position
 L=Lip Edge



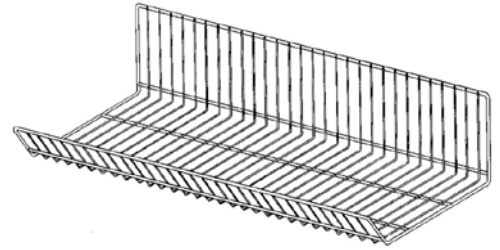
All shelves and accessories should not exceed 6" (152 mm) deep, when standard 13" (330 mm) round base is used. Call your Madix Representative if deeper accessories are required.

Open End Baskets

- Designed to be flexible, OEBs can be configured two ways for strong, neat displays that clean easily, do not collect dust, and increase accessibility to merchandise
- Reversible mounting for maximum display flexibility
- Mounted from the back, baskets rest flat to create a neat wall of merchandise
- Mounted from the front, baskets hang at 30° downslant, creating a "gravity feed" configuration
- Recommended using minimum of three dividers for added support
- Load capacity 75 lbs for OEBs up to 16"W (406 mm)
- Standard finishes: Satin Black, Cream, Dove Gray, White, Powder Chrome

BS01(ND)(NW)

- BS01 Open End Basket
- ND Nominal Depth 09" (229 mm)
[Actual 11" (279 mm)]
- NW Nominal Width 24", 30", 36" or 48"
(610 mm, 762 mm, 914 mm or 1219 mm)



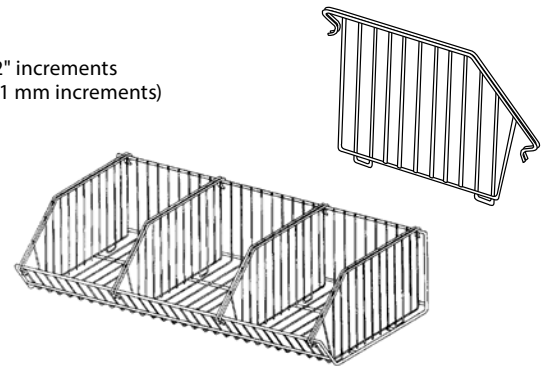
NOTE!
Overall depth is approximately 2" (51 mm) deeper than nominal depth.
Optional Roll-On Clips use finish code -C

Open End Basket Divider

- Enhance your OEBs with orderly compartments using 6-Way Locking OEB Dividers
- Locks securely into place
- Easily repositioned
- Create custom sized compartments by using dividers at any location along basket
- Increase basket strength and load capacity using at least three dividers per basket, one in center and one on each end
- Standard finishes: Satin Black, Cream, Dove Gray or White, Powder Chrome

DV02(ND)(NH)

- DV02 OEB Divider
- ND Nominal Depth 09", 12" to 24" in 2" increments
(229 mm, 305 mm to 610 mm in 51 mm increments)
- NH Nominal Height 9" (229 mm)



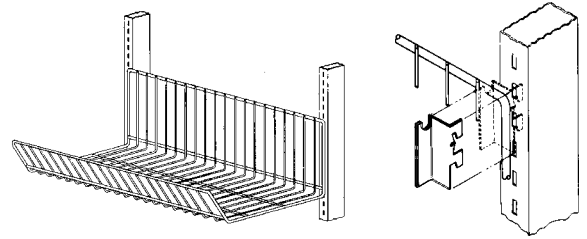
All shelves and accessories should not exceed 6" (152 mm) deep, when standard 13" (330 mm) round base is used. Call your Madix Representative if deeper accessories are required.

Z Brackets

- Used as a suspension method from 1" (25 mm) universally slotted upright
- Used when Open End Baskets [BS01(ND)(NW)] are the same length or slightly shorter than the centerline distance between uprights
- Standard finish: Zinc Plated

AC123141(HAND)Z

AC123141....Z Brackets
 Hand.... L=Left-Hand Option
 R=Right-Hand Option
 Z....Z Brackets



Slatwall Brackets

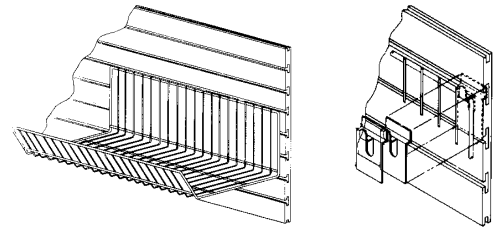
- Mount directly to slatwall or slatgrid
- Provides heavy-duty hook from which Open End Baskets [BS01(ND)(NW)] hang
- Use two or three per basket

AC999SWB(FIN1)

AC999SWB....Slatwall Brackets

Finish Code

FIN1 CR=Chrome Finish
 PC059=Satin Black
 PC811=Cream
 PC812=Dove Gray
 PC829=White

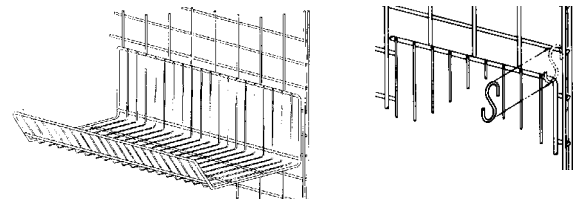


Wire S Hooks

- An inexpensive method to hang Open End Baskets [BS01(ND)(NW)] from grid
- Suited for medium duty applications
- Use two or three per basket
- Standard finish: Zinc Plated

ACPH123265

ACPH123265.... Wire S Hooks



Loose OEB Brackets

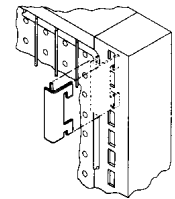
- Secures perimeter frame wire to slotted upright
- Easily attach to front or back of Open End Baskets [BS01(ND)(NW)]

AC1230(TYPE)(HAND)

AC1230 Loose OEB Brackets

TYPE 57=2" (51 mm)
 44=2½" (64 mm)
 43=1 Tab

Hand L=Left
 R=Right

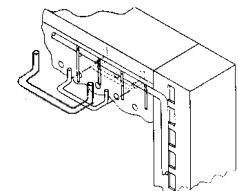


Pegboard Hooks

- Suspends Open End Baskets [BS01(ND)(NW)] from pegboard
- Suited for light to medium duty applications
- Two or three required per basket
- Standard finish: Zinc plated

ACPH123268

ACPH123268Pegboard Hooks

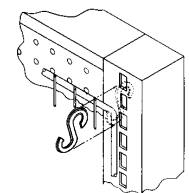


Flat S Hooks

- An inexpensive method to hang Open End Baskets [BS01(ND)(NW)] from slotted upright
- For medium or heavy-duty applications
- Standard finish: Zinc plated

AC125(OPT)Z

AC125 Flat S Hooks
 OPT 237=Medium-Duty
 143=Heavy-Duty
 Z Zinc finish



All shelves and accessories should not exceed 6" (152 mm) deep, when standard 13" (330 mm) round base is used. Call your Madix Representative if deeper accessories are required.

Wire Candy Shelf

- Used for lightweight merchandising
- Two position brackets, flat or 15° down, and a 2" (51 mm) high front lip allows various product presentations
- Wires are spaced 1½" (38 mm) OC
- Optional tag molding accepts 1¼" (32 mm) tags
- Load capacity 30 lbs

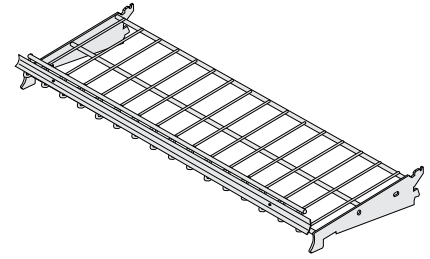
WCANS(NW)(ND)-TAG

WCANS Wire Candy Shelf

NW Nominal Width 36" or 48"
(914 mm or 1219 mm)

ND Nominal Depth 06" to 10" in 2" increments
(152 mm to 254 mm in 51 mm increments)

TAG Tag Mold Option:
DGA2A=Aluminum
DGA2P=Painted



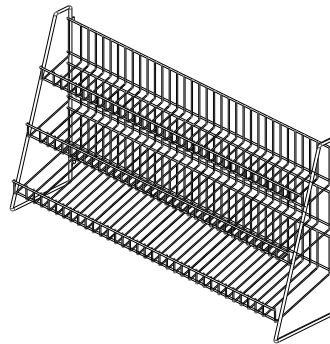
Wire Candy Rack

- Display small boxes of candy, cookies and other snack items
- May be used on either a Base Shelf or Upper Shelf
- 36" or 48"W x 24"H x 8"D
(914 mm or 1219 mm)
- 1" (25 MM) OC wire spacing

WCANR-(NW)

WCANR... Wire Candy Rack

NW... Nominal Width 36" or 48"
(914 mm or 1219 mm)



Slatwall Shelf

- Attaches to wooden or metal slatwall
- Can also span across vertical upright, allowing for maximum utilization of merchandising space
- Load capacity 60 lbs

SWSH-(NW)(ND)(OPT1)(OPT2)

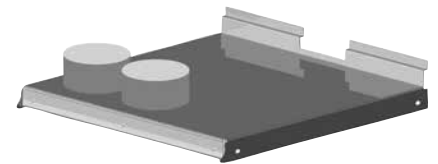
SWSH Slatwall Shelf

NW Nominal Width 18" to 48" in 6" increments
(457 mm to 1219 mm in 152 mm increments)

ND Nominal Depth 06" to 10" in 2" increments
(152 mm to 254 mm in 51 mm increments)

OPT1 Tag Option
Blank=Welded Tag
A=DGA2 Aluminum
PC=DGA2 Powder Coat
NT=No Tag

OPT2 Laminate Option
Blank=No Laminate
L=Laminate



NOTE!

This shelf needs to be ordered 12" (305 mm) less than section width, when used with Luxe Queuing Solution.

Example: 48" (1219 mm) section, shelves need to be 36" (914 mm).

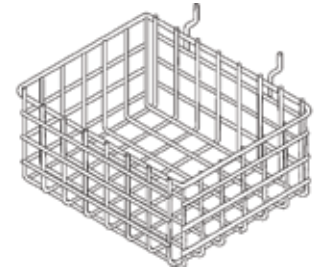
All shelves and accessories should not exceed 6" (152 mm) deep, when standard 13" (330 mm) round base is used. Call your Madix Representative if deeper accessories are required.

Peg Basket

- Versatile basket for small impulse items
- Dimensions: 3¾"H x 6¾"D x 8¼"W (95 mm x 171 mm x 210 mm)
- Mounts to wood or metal slatwall
- Load capacity 2 lbs

PEGB

PEGB Peg Basket



Classic Pegboard Basket

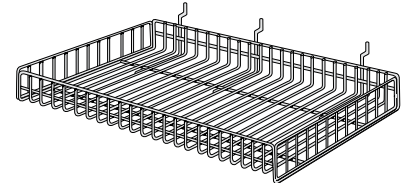
- Peg and Slatwall Wire Basket fits both standard pegboard or slatwall back panels
- Basket height is 3¾" (95 mm)
- Mounts to wood or metal slatwall
- Load capacity 50 lbs

CBPSW-(NW)(ND)

CBPSW Classic Basket for Pegboard and Slatwall

NW Nominal Width 24" (610 mm)

ND Nominal Depth 10" or 12" (254 mm or 35 mm)



Wire Snack Shelf

- For lightweight merchandising of items
- Optional tag molding accepts 1¼" (32 mm) tags
- Available in 0° or 15° downtilt
- Load capacity 30 lbs

WCANSSW(NL)(ND)-(OPT)

WCANSSW Wire Candy Snack Shelf

SW Slatwall

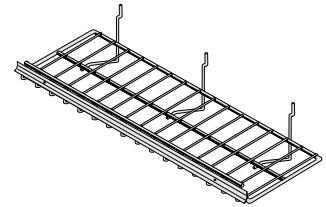
NL Nominal Length 24" to 48" in 6" increments (610 mm to 1219 mm in 152 mm increments)

ND Nominal Depth 08" or 10" (203 mm or 254 mm)

OPT Degree Option:

Blank=0°

15=15°



NOTE!

This shelf needs to be ordered 12" (305 mm) less than section width, when used with Luxe Queuing Solution two slot post.

Example: 48" (1219 mm) section, shelves need to be 36" (914 mm).

All shelves and accessories should not exceed 6" (152 mm) deep, when standard 13" (330 mm) round base is used. Call your Madix Representative if deeper accessories are required.

Utility Baskets

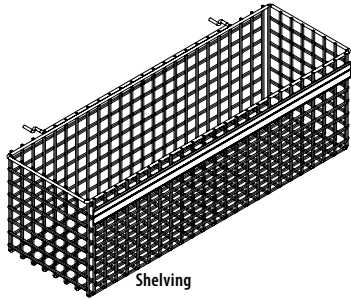
- Use with wire grid, pegboard, or shelves
- Basket's 1¼" (32 mm) tag molding affords space for pricing information
- 18¼"W x 3¾"H x 3⅝"D (464 mm x 95 mm x 100 mm)
- Load capacity 25 lbs

WUB-180404-(TYPE)

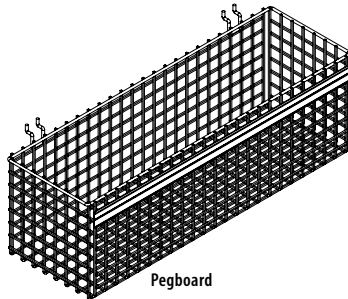
WUB Wire Utility Basket
 18 Nominal Width 18" (457 mm)
 04 Nominal Depth 04" (102 mm)
 04 Nominal Height 04" (102 mm)
 TYPE Mount Type:
 WG=Wire Grid
 P=Pegboard
 S=Shelving



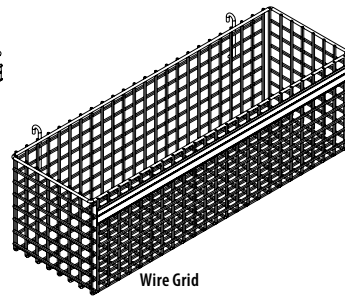
Pegboard shown



Shelving



Pegboard



Wire Grid

Slatwall Mount Wire DVD Shelf

- For use in standard Maxi Line shelving sections that use Slatwall Back Panels
- Brackets are designed to give approximately 10° uptilt to shelf
- Load capacity 25 lbs

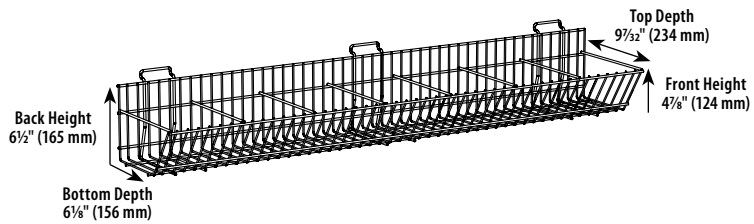
SMWDVDS-(NW)

SMWDVDS....Slatwall Mount Wire DVD Shelf
 NWNominal Width 36" or 48"
 (914 mm or 1219 mm)



NOTE!
Does not work in Slatgrid due to size of clip.

NOTE!
This shelf needs to be ordered 12" (305 mm) less than section width, when used with Luxe Queuing Solution two slot post.
 Example: 48" (1219 mm) section, shelves need to be 36" (914 mm).



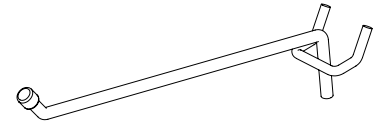
All shelves and accessories should not exceed 6" (152 mm) deep, when standard 13" (330 mm) round base is used. Call your Madix Representative if deeper accessories are required.

Peg Hook-Single Prong

- For ¼" (6 mm) perforations
- Four gauge
- .212 diameter wire
- Galvanized

PH(NL)-PACK

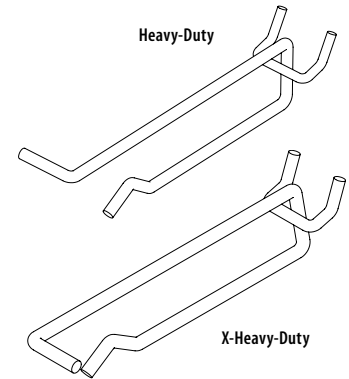
- PH Peg Hook
 NL Nominal Length 4" to 12" in 2" increments
 (102 mm to 305 mm in 51 mm increments)
- PACK Pack Size:
 1=1
 12=12
 500=500
 1000=1,000

**Scanner Peg Hook**

- For ¼" (6 mm) perforations
- Heavy-duty, .186 diameter wire
- Extra Heavy-duty, .212 diameter wire
- Galvanized

SPH(TYPE)-(NL)-10

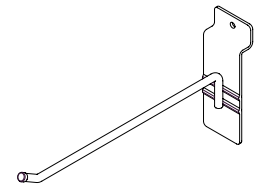
- SPH Scanner Peg Hook
 TYPE HD=Heavy-Duty
 XHD=Extra Heavy-Duty
 NL Nominal Length 4" to 12" in 2" increments
 (102 mm to 305 mm in 51 mm increments)
- 10 10 Pack

**Slatwall Peg Hook**

- .224 diameter wire
- Galvanized

SWPH-(NL)-(PACK)

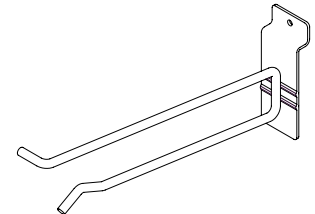
- SWPH Slatwall Peg Hook
 NL Nominal Length 04" to 12" in 2" increments
 (102 mm to 305 mm in 51 mm increments)
- PACK Pack Size:
 Blank=1
 10=10

**Slatwall Scanner Hook**

- .212 diameter wire
- Galvanized

SWLHSH-(NL)-(PACK)

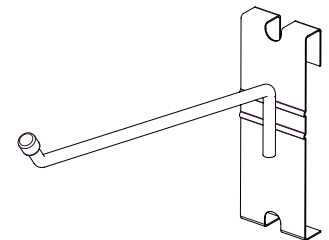
- SWLHSH ... Slatwall Scanner Hook
 NL Nominal Length 04" to 12" in 2" increments
 (102 mm to 305 mm in 51 mm increments)
- PACK Pack Size:
 1=1
 10=10

**Wire Grid Peg Hook**

- .224 diameter wire
- Galvanized

WGPH-(NL)-(PACK)

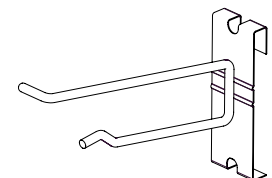
- WGPH Wire Grid Peg Hook
 NL Nominal Length 4" to 12" in 2" increments
 (102 mm to 305 mm in 51 mm increments)
- PACK Pack Size:
 10=10

**Wire Grid Scanner Hook**

- .212 diameter wire
- Galvanized

RGS-(NL)-(PACK)

- RGS Wire Grid Scanner Hook
 NL Nominal Length 4" to 12" in 2" increments
 (102 mm to 305 mm in 51 mm increments)
- PACK Pack Size:
 50=50
 100=100



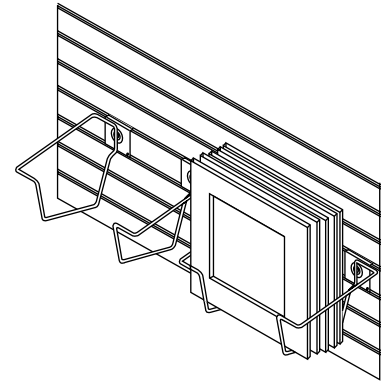
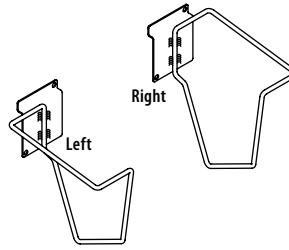
All shelves and accessories should not exceed 6" (152 mm) deep, when standard 13" (330 mm) round base is used. Call your Madix Representative if deeper accessories are required.

Slatwall Frame Display

- Fits into wooden or metal slatwall
- Ships as a pair, left and right-hand
- Can be adjusted to match width of product
- Load Capacity 40 lbs per pair

FAB(SIZE)

FAB Framed Art Bracket
 SIZE S=Small 7" (178 mm)
 L=Large 10" (254 mm)

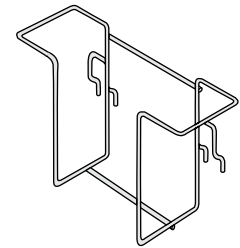


Wire Grid Brochure Holder

- Holder measures 3½" deep (89 mm)
- Available in 4", 6" and 8½" widths (102 mm, 152 mm, and 216 mm)

WBH-(NL)-WG

WBH Wire Brochure Holder
 NL Nominal Length
 04=4" (102 mm)
 06=6" (152 mm)
 85=8½" (216 mm)
 WG Wire Grid

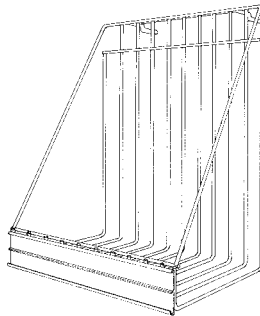


Shelf Extender Basket Displayer

- Mounts to perforations of Standard Upper Shelves [SUS-(NW)(ND)], allowing additional merchandising space
- 10"W x 10"H x 3"D (254 mm x 254 mm x 76 mm)
- Front lip accommodates 1"H (25 mm) integral tag molding and accepts pricing or signage

SEBD

SEBD Shelf Extender Basket Displayer

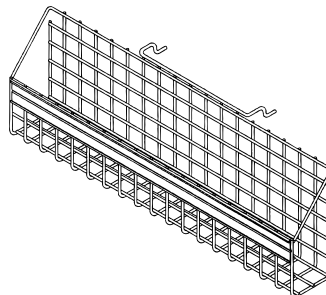


Shelf Extender Basket

- Movable basket hooks in front row of perforations in Standard Upper Shelves [SUS-(NW)(ND)]
- Ideal for literature or other lightweight items
- 18"W x 2½"D (457 mm x 64 mm), ¾" (83 mm) front height, 6" (152 mm) back height
- Tag molding accepts ¼" (32 mm) tags

SEB

SEB Shelf Extender Basket



All shelves and accessories should not exceed 6" (152 mm) deep, when standard 13" (330 mm) round base is used. Call your Madix Representative if deeper accessories are required.

Luxe Queuing Multi-Purpose Adjustable Bins

- Clear plastic bins to merchandise small impulse items
- Use two Luxe Queuing Multi-Purpose Hooks for Pegboard or Slatwall (LUQMPHOOKPSW) to attach to pegboard, MegaWall™, mini grid, slatgrid or slatwall
- Use two Luxe Queuing Multi-Purpose Hooks for Wire Grid (LUQMPHOOKWG) to attach bins to square wire grid patterns
- Place up to three dividers to maximize your sales and profitability
- Sizes available:
 - Small Bin (7½"L x 11⅞"W x 5⅞"H)
 - Medium Bin (10¼"L x 11⅞"W x 5⅞"H)
- 1¼" (32 mm) tag mold on front for pricing
- Can accommodate up to three dividers
- Order separately from dividers

LUQMPABIN-(OPT)

LUQ Luxe Queuing
 MPABIN Multi-Purpose Adjustable Bins
 OPT SM=Small
 MD=Medium



Medium - shown with one LUQMPBINDIV-MD divider, medium



Small - shown with two LUQMPHOOKWG hooks and three LUQMPBINDIV-SM divider, small

Luxe Queuing Multi-Purpose Adjustable Bin Divider

- Clear plastic dividers
- Use for small and medium Multi-Purpose Adjustable Bins [LUQMPABIN-(OPT)]
- Can accommodate up to three dividers
- Order separately from bins

LUQMPBINDIV-(OPT)

LUQ Luxe Queuing
 PBINDIV Multi-Purpose Adjustable Bin Divider
 OPT SM=Small
 MD=Medium



Luxe Queuing Multi-Purpose Hook for Pegboard or Slatwall

- Clear plastic hooks, used to hang Luxe Queuing Multi-Purpose Adjustable Bins [LUQMPABIN-(OPT)] or Luxe Queuing Multi-Purpose Tray (LUQMPTRAY) on pegboard, MegaWall™, slatgrid, mini grid or slatwall
- Two required per bin
- Order separately from bins or trays

LUQMPHOOKPSW

LUQ Luxe Queuing
 MP Multi-Purpose
 HOOK Hook
 PSW for Pegboard or Slatwall



Luxe Queuing Multi-Purpose Hook for Wire Grid

- Clear plastic hooks, used to hang Luxe Queuing Multi-Purpose Adjustable Bins [LUQMPABIN-(OPT)] or Luxe Queuing Multi-Purpose Tray (LUQMPTRAY) on wire grid
- Two required per bin
- Order separately from bins or trays

LUQMPHOOKWG

LUQ Luxe Queuing
 MP Multi-Purpose
 HOOK Hook
 WG for Wire Grid



Luxe Queuing Multi-Purpose Tray

- Clear plastic trays to merchandise small impulse items
- 9"D x 16"W x 3"H (229 mm x 406 mm x 74 mm)
- 1¼" (32 mm) tag mold on front for pricing
- Dividers ordered separately from trays

LUQMPTRAY

LUQ Luxe Queuing
 MP Multi-Purpose
 TRAY Tray



Shown with one LUQMPTRAYDIV, divider

Luxe Queuing Multi-Purpose Tray Divider

- Clear plastic divider, use with Luxe Queuing Multi-Purpose Tray (LUQMPTRAY)
- One divider per bin
- Dividers ordered separately from trays

LUQMPTRAYDIV

LUQ Luxe Queuing
 MP Multi-Purpose
 TRAY Tray
 DIV Divider



All shelves and accessories should not exceed 6" (152 mm) deep, when standard 13" (330 mm) round base is used. Call your Madix Representative if deeper accessories are required.

Prices All prices are subject to change without notice. Every effort will be made to give advance notice of any increase through notification from the home office. The customer will receive an acknowledgement showing prevailing prices at the time the order is processed. State or other sales or use taxes, freight and surcharges will be charged when applicable. Freight quotes may be provided based upon information available at time of quote, but are not guaranteed. Active freight charges will be billed if applicable. When market conditions dictate, a surcharge may be implemented. All quotations automatically expire at the end of 30 days.

Terms Cash in advance prior to production or net 30 days if open account status is approved by Madix Credit Department. MasterCard, Visa, and American Express are accepted.

Acceptance All orders, contracts, and agreements are subject to Madix's acceptance and approval. Madix shall not be liable for any delay in the performance of any order, contract, in the delivery of any goods, or for any damages resulting from such delay, when such delay is directly or indirectly caused by or due to fire, flood, accident, riot, act of God, war, governmental decree or order, strike, labor difficulties, shortage of labor, fuel, power, material or supplies, transportation delay or any other delay or causes (whether or not similar to any of those herein before specified) beyond our reasonable control. Order acceptance will be per the conditions and terms outlined in Madix's acknowledgement. Mailing of the acknowledgement will signify Madix's acceptance of the order.

Minimum Charge Orders are subject to a minimum charge of \$50.00 net (merchandise only) per shipping destination.

Changes and Cancellations Customer requested changes and cancellations are subject to approval by Madix. Every reasonable effort will be made to accommodate these requests without additional cost to the customer. Any manufacturing or engineering costs incurred will be charged to the customer. Orders produced and delayed for more than one week may incur charges for demurrage, unloading, or other storage costs. Madix will advise customers of the estimated charges at the time changes or cancellations are made.

Shipments Method and route of shipment are at Madix's discretion unless Madix is furnished with complete shipping instructions at least ten (10) days before the scheduled shipping date. Freight is FOB/EXW Madix shipping point.

Freight Claims For common carrier shipments, claims must be made directly with the carrier by the recipient. Listed are the types of losses which may occur, and your responsibility in handling them:

Loss of Freight: It is the receiver's responsibility to count the freight at the time of delivery. Any exception must be noted on the carrier's delivery receipt at time of delivery.

Damage of Freight: As with a loss of freight, damage of freight must be noted on the carrier's delivery receipt at the time of delivery. It is the receiver's responsibility to make sure that the freight is inspected for visible damage and that the number of pieces damaged is marked on the carrier's delivery receipt. Failure to note visible damage at the time of delivery will result in non-payment of a damage freight claim. Salvage must be held for the carrier.

Concealed Damage: If goods are received in apparently good condition but there is concealed damage, it is the customer's responsibility to contact your Madix Service Representative within 15 calendar days from delivery. Customer must keep the product and the packaging so that an inspection may be conducted by the carrier. Failure to handle a concealed damage claim in this manner could greatly reduce the amount recovered from the carrier.

Returned Goods Returned Goods requests must be submitted to Madix, Inc. within 60 days after receipt of product. Authorization must be in writing on Madix's RGA (Return Goods Authorization) form. Goods must be received within 30 days of RGA issue date for credit. Customer is responsible for delivery of authorized returns to Madix designated location in condition originally received. Only Code A products finished in returnable colors as indicated on the finish policy pages will be considered for return, and only items in unused, in resalable condition, and in the original packaging. No special size, color, or specially manufactured parts or products are eligible for return unless sent to the customer as the result of an error by Madix. Only merchandise listed on the RGA will be accepted for conditional return. Credit will not be issued for that portion of merchandise that is not considered resalable. A handling and restocking charge of 25% of the invoice price will be charged for all approved returns. Submit requests to your Madix Sales Representative or Customer Service Department prior to returning any merchandise. All returns must be have the customer name and Madix RGA number prominently displayed on each package. Product to be shipped prepaid at customer's expense unless prior approval has been received from an authorized Madix Sales Representative.

Warranty We warrant to the original purchaser that all products manufactured by Madix are free from defects in material and workmanship. This warranty is invalid if products or parts are modified or used in a manner other than the intended purpose. Our obligation under this warranty is limited to repairing or replacing of any part or parts which shall, within one (1) year after delivery to the original purchaser, be demonstrated to be defective under normal use and service. This warranty is in lieu of all other warranties, expressed or implied, and of all other obligations or liabilities of any kind on Madix's part, and no modification of this warranty shall be valid or binding unless in writing and signed by an officer of Madix, Inc.

Production Madix fixtures are manufactured utilizing the most current technology of highly automated systems with process control techniques. Skilled craftsmanship, combined with automatic presses, roll forming machines, multi-spot welders, conveyers, finishing equipment and thorough inspections produce store fixtures of the highest quality.

Upright Carefully engineered of heavy gauge, high quality steel components, the UPRIGHT is slotted one inch on center for maximum flexibility, shelf adjustability and use of available space. Standard heights range from 36" through 96" with built-in leveler. For the finishing touch at the end of the shelving run, the snap-on UPRIGHT END COVER is made of durable, scuff and impact resistant plastic or heavy gauge metal. The UPRIGHT CAP, made of high impact plastic, has provision for a sign holder.

Base Shoe The five inch low BASE SHOE features exclusive "I" beam design, engineered of projection welded high strength steel parts insuring maximum load capacity. Snaps securely into upright with leveler and electrical access allowing for quick error free installation. For the finished look, the one piece slip on BASE END COVER is made with a high impact plastic nose reinforcement to protect base shelf tag molding.

Spanners Snap-in support SPANNERS keep uprights at equal spacing and hold the back panels rigid. Each spanner has knockouts for electrical access and telescoping uprights.

Back Panels High density hardboard BACKS fit flush to the face of the upright. A wide variety of finishes include solid, pegboard and wood grain in a wide assortment of optional colors. Mirrors and open backs are also available.

Kickplate Fully floating feature of kickplate allows flush fit against uneven floors, snaps in and out without disturbing base shelf for easy cleaning. Convenient knockout accommodates electrical access.

Base and Upper Shelves Steel base shelves feature lock tabs to insure quick installation and precision alignment. A double row of 1/4" inch perforations on the front and rear edge makes any form for binning possible. Slim bracket, high tensile design with flat or 15 degree downslope upper shelf positions allow for maximum merchandise visibility. Integrally formed price tag molding accommodates 11/4" tag. Upper shelves available in 8", 10", 12", 14", 16", 20", 22", 24", 26", 28", and 30" depths. Base shelves available in 12", 14", 16", 18", 20", 22" 24", 26", 28" and 30" depths.

Baked Enamel, Powder Coat Finishes All metal parts are finished with a specially formulated high solids or powder which are electrostatically bonded in a unique multi-stage process, to insure the highest quality finish. Aerosol cans of Touch-up paint are available in Madix's standard and optional colors. FAA regulations prohibit the shipment of this product by air or in export containers by air or ocean to countries outside the United States.

Product Maintenance When necessary to clean Madix shelving, use a non-abrasive mild detergent and warm water, followed by thorough drying. The use of a cloth made of a soft white cotton material is strongly recommended. The use of cleaning products that contain abrasive, bleach, or strong solvents, such as ketones, ethers, etc. will result in damage to the finish. The damage is most severe when these harsh cleaning agents are used on colors which contain leafing aluminum pigment such as powder chrome, silver vein, and other "vein" type finishes. The aluminum in these coatings resides at the surface of the finish and is therefore susceptible to damage by the harsh cleaning agents. As an alternative to the mild detergent, cleaners with ingredients similar to those found in products such as 409, Fantastik, and Simple Green can be used. Caution! Cleaners having ingredients similar to those found in Ajax, Borax, Comet, etc. should be avoided as finish damage could result.

Codes In your planning stage, consult with local municipal engineers to determine what codes and restrictions will be applicable in the locations where the shelving will be used. Codes may include: state, local, fire, building, and health and safety codes. Seismic requirements may apply in some locations. For example, in most locations fire codes state that fixtures need to be at least 18 inches below the sprinklers.

Shelving Selection Take into consideration the load that is expected not only on each shelf but also on the unit as a whole. Take into account the upright capacity. Refer to the load capacity information that is in the Madix Standard Catalog. Madix shelves are rated using an evenly distributed load. Do not install shelves or accessories that extend beyond the depth of the Base Shelves. Consider making the Base Shelves and low height fixtures a contrasting color from the floor's color to prevent potential tripping hazards. Do not use Madix parts or accessories for any purpose other than originally intended by Madix.

Shelving Installation Initial installation or relocation of Madix shelving should be supervised by qualified personnel. Madix products should be installed according to Madix's specifications. Madix's installation sequence must be followed for assembly and leveling. An improperly installed store fixture has a poor appearance and may cause a dangerous condition. Be especially careful when leveling fixtures with offset loads in which one side of the fixture has a considerably heavier load than the other side. Dismantling and reassembling used Madix shelving can be dangerous if the installers who are doing the work leave out parts, use damaged parts, or do not reassemble the product by Madix's specifications. Do not alter, modify, or structurally change any shelving component. Do not move assembled shelving. Only parts and accessories that are produced and supplied by Madix are covered by the Madix warranty. Do not assemble Madix fixtures with parts from other manufacturers. Under no circumstances should you use damaged parts. When assembling Gondola/Wall Shelving, install Kickplates to protect the Base Shoes from floor cleaning equipment and to offset the possible bumping and misalignment of the shelving runs. Do not install shelves or accessories on the sides of wall sections or any section that is not supported by Base Shoes. Use caution when handling and transporting shelving parts. Be careful when cutting shrink wrap from pallets because the shelving parts can dislodge from the wrap and fall. Cut the wrap gradually from the top, only as much as you need to remove the product from the top. Two common hazards while installing store fixtures are: employees hurting themselves with improper types of box cutters and employees putting boxes on the floor and then tripping over them.

Anchoring and Floors Depending on code requirements and Madix's specifications, some products must be anchored to the walls and/or floors. Do not lean tall or heavy objects against unanchored shelving systems. Retailers must consider the type of floor upon which the shelving will be installed.

Impact Loading Impact during the loading and unloading of merchandise can create an adverse loading situation and may result in damage to or failure of the Madix shelving. Do not walk or climb on Madix shelving.

Overturning Overloading the top portion of the shelving, non-uniform loading, out-of-plumb installation, and impact can cause shelving to overturn. Improperly installed Madix shelving with offset loads can cause store fixtures to collapse. Carefully follow Madix's installation instructions in order to prevent shelving from overturning.

Additional Shelving Safety Pointers Product loading instructions are included with each Madix order. Retailers must make merchandisers aware of the product's load limitations and the dangers of overloading the shelving. Remove any merchandise or overstock before attempting to move Madix shelving. Periodically inspect your Madix shelving for damaged or loose parts. Make sure that shelves and accessories are properly seated in the slotting or perforations. Make sure that shelves and accessories are not overloaded. As merchandising changes, beware of creating offset loads on shelving runs that are not properly leveled. Look for leveling warning signs such as increased gaps between shelves or accessories that may indicate that the shelving runs need re-leveling. Damage to Madix shelving is dangerous. In some cases, the shelving should be unloaded immediately and repaired or replaced before returning to service. Re-level fixtures that you have bumped or moved. Incorporate safety into your merchandising strategy. When possible, merchandise the heavier products on the lower shelves. If the merchandise will not fit on the Madix shelves and there is a replenishment cycle, make sure that the cycle is a safe one. Make sure that merchandise and overstock are properly stacked and maintained so that items will not fall into the aisles. Assure that customers who handle merchandise or overstock will not push product from one side of the Madix fixture to the other side where people could be injured from falling merchandise. Safely secure overstock that is placed on Madix shelves overhead. Measure the difficulty that your employees have in retrieving overstock, and consider whether employees or customers could be injured if the product happens to fall from the shelving units. Teach employees and inform customers that Madix shelves should never be used as ladders to reach higher shelves. Ladders should be clearly marked for employees use only and should not be left unattended, or customers will try to remove stock on higher shelves by themselves. Notify customers to ask for assistance when they need product that is out of their reach.

POSSESSION OF THIS CATALOG IS NOT AUTHORIZATION TO SELL MADIX PRODUCTS!

ALL FACTORY QUOTES ARE GOOD FOR 30 DAYS ONLY.

Finish Policy for Metal Products

Standard Colors, Returnable– Code A Madix standard returnable colors for display shelving are Sahara, Blue Gray, Oyster, Snow White, and Satin Black. Madix standard returnable colors for wire products only are Powder Chrome and Silver Vein. All catalog items are priced in standard color.

No Charge Colors (Non-Returnable)– Code B Madix non-returnable colors offered at the standard price are Chocolate, Dove Gray, Dover White, Fashion Gray, Skyline Gray and Tru Gray. All catalog items are priced in standard color.

Optional Colors-Level I Finishes (Non-Returnable)– Code B Madix offers optional colors, also known as Grade I Finishes, at additional charge: Bright Orange, Hollyberry, Hunter Green, Mandarin, Neon Blue, Spectrum Blue, Spectrum Green, Spectrum Red and Valencia. Products painted with these colors are non-returnable.

Metal Components: \$350.00 line charge plus published per-piece charge. **Metal Back panels:** \$350.00 line charge plus published per-piece charge.

Special Colors– Code C Use line change charge plus per piece charge supplied by customer service. Special colors are non-returnable.

Pricing For Levels II To IV:

Level II: 1.6 x Optional Color Upcharge. *Example:* Optional upcharge for SUS is \$1.50; upcharge with Level II finish will be \$2.40.

Level III: 2.8 x Optional Color Upcharge. *Example:* Optional upcharge for SUS is \$1.50; upcharge with Level III finish will be \$4.20.

Level IV: 3.8 x Optional Color Upcharge. *Example:* Optional upcharge for SUS is \$1.50; upcharge with Level IV finish will be \$5.70.

Metal Components: \$500.00 line charge plus published per-piece charge. **Back panels:** \$350.00 line charge plus published per-piece charge.

Maintenance for Metal Products

Baked Enamel and Powder Coated Finishes All metal parts are finished with a specially formulated high solids or powder which are electrostatically bonded in a unique multi-stage process to insure the highest quality finish. Aerosol cans of touch-up paint are available in Madix's standard and optional colors. FAA regulations prohibit the shipment of this product by air or in export containers by air or ocean to countries outside the United States.

Product Maintenance When cleaning Madix shelving, use a non-abrasive mild detergent and warm water, followed by thorough drying. Using a soft white cotton cloth is strongly recommended. Cleaning products containing abrasives, bleach, or strong solvents will result in damage to the finish, especially when used on colors containing leafing aluminum pigment, such as powder chrome or vein-type finishes.

Finish Policy for Wood Products

High Pressure Laminate The terms "laminate" or "HPL" are commonly applied to this material which consists of multiple layers of paper infused with phenolic resin and topped by a finish paper coated with clear melamine resin, all totally bonded under high pressure and heat. The finished sheet has extremely high wear and impact resistance.

Customer Specified High Pressure Laminate Madix coding is based on Wilsonart availability. Laminates other than Wilsonart may require additional lead time.

- Customer specified laminates add \$100.00 per pattern, per order
- Additional charge will apply based on the laminate grade that is chosen

Laminates that are not from a laminate manufacturer's standard samples (metallics, heavy textures, wet looks, core edge, special prints) will require a special quote. Contact Customer Service for specific pricing on laminates not listed above.

Thermofused Panels Thermofused panels are ideal for non-wear surfaces and have substantial impact and wear characteristics compared to melamine panels previously available. The product is produced using hot press laminating polyester or melamine resin impregnated self-bonding paper to wood substrate. Performance specifications are available from the American Laminations Association. Madix does not recommend the use of Thermofused panels on horizontal or other wear surfaces.

Printed Mirror Hardboard Printed materials are primarily used for back panels, but appear as various other products. These materials are carefully cross matched to the corresponding laminates and Thermofused. Mylar mirror hardboard is used in the same applications and is also available in pegboard and grooved pegboard.

Finish Policy for Back Panels

Standard Colors, Returnable– Code A Madix standard returnable colors for display shelving back panels are Sahara, Oyster and Snow White.

Optional Colors-Level I Finishes (Non-Returnable)– Code B Madix non-returnable back panel colors offered at the optional price are Chocolate, Dove Gray, Dover White, Fashion Gray, Satin Black, Skyline Gray, Blue Gray and Tru Gray. Set-up charge of \$350.00 applies.

Optional Colors-Level II Finishes (Non-Brilliant)– Code B Madix offers optional back panel colors also known as non-brilliant finishes at an additional charge. These colors include custom grays, off whites, tans, and beiges not listed in Madix's Finishes brochure. Products painted with these colors are non-returnable. Set-up charge of \$350.00 applies.

Optional Colors-Level III Finishes (Brilliant)– Code C Brilliant back panel finishes include Hunter Green, Neon Blue, Spectrum Blue, and Spectrum Green. Set-up charge of \$350.00 applies.

Optional Colors-Level IV Finishes (Reds and Yellows)– Code C Use line change charge plus per piece charge supplied by customer service. Special colors are non-returnable. Set-up charge of \$350.00 applies.

Pricing For Levels II To IV

Level II 1.2 x the difference between the Hardboard/Pegboard Optional Color pricing and the Hardboard/Pegboard Sahara pricing. *Example:* Optional upcharge for a BH-342 with a Level II finish would be calculated as follows: \$13.85 - \$12.45 = \$1.40 x 1.2 = \$1.68. The color upcharge for a BH-342 with a Level II finish is \$1.68. This upcharge amount will be added to the Optional Color price of a BH-342. The new price of a BH-342 using a Level II finish is \$15.53 (\$13.85 + \$1.68 = \$15.53).

Level III 1.4 x the difference between the Hardboard/Pegboard Optional Color pricing and the Hardboard/Pegboard Sahara pricing. *Example:* Optional upcharge for a BH-342 with a Level III finish would be calculated as follows: \$13.85 - \$12.45 = \$1.40 x 1.4 = \$1.96. The new color upcharge for a BH-342 with a Level III finish is \$1.96. This upcharge amount will be added to the Optional Color price of a BH-342. The new price of a BH-342 using a Level III finish is \$15.81 (\$13.85 + \$1.96 = \$15.81).

Level IV 1.8 x the difference between the Hardboard/Pegboard Optional Color pricing and the Hardboard/Pegboard Sahara pricing. *Example:* Optional upcharge for a BH-342 with a Level IV finish would be calculated as follows: \$13.85 - \$12.45 = \$1.40 x 1.8 = \$2.52. The color upcharge for a BH-342 with a Level IV finish is \$2.52. This upcharge amount will be added to the Optional Color price of a BH-342. The new price of a BH-342 using a Level IV finish is \$16.37 (\$13.85 + \$2.52 = \$16.37).

NOTE! See Finishes Brochure for color samples.

Part Name	Part Number	Page Number
B		
Bakery Wire Shelf with Welded Brackets	MBWSWB-(NW)(ND)-(TAG)(EDGE)	31
Bookshelf End Panel	BKSBE-(ND)-6	27
Bookshelf Wire Divider	BKSD-(ND)-25	27
C		
Classic Pegboard Basket	CBPSW-(NW)(ND)	35
F		
Flat S Hooks	AC125(OPT)Z	33
L		
Loose OEB Brackets	AC1230(TYPE)(HAND)	33
Luxe 45° Corner Shelf	LUQSUS45-06	22
Luxe Backing Locking Insert	LUXBLI-BLK	19
Luxe Queuing Fixture Post Connector Rail	LUQFPCR(NW)(OPT)	18
Luxe Queuing Hardboard Back 45°	LUQB45(BACK1)(BACK2)DP(NW)(NH)	23
Luxe Queuing Hardboard Backs on Two (2) Sides	LUQB(OPT)DP(NW)(NH)	17
Luxe Queuing Impulse Basket	LUQIB-(NW)	31
Luxe Queuing MegaWall™ Back 45°	LUQB45MW(NW)(NH)	24
Luxe Queuing MegaWall™ Backs on Two (2) Sides	LUQBMW(NW)(NH)	18
Luxe Queuing Multi-Purpose Adjustable Bins	LUQMPABIN-(OPT)	39
Luxe Queuing Multi-Purpose Adjustable Bin Divider	LUQMPBINDIV-(OPT)	39
Luxe Queuing Multi-Purpose Hook for PB or SW	LUQMPHOOKPSW	39
Luxe Queuing Multi-Purpose Hook for Wire Grid	LUQMPHOOKWG	39
Luxe Queuing Multi-Purpose Tray	LUQMPTRAY	39
Luxe Queuing Multi-Purpose Tray Divider	LUQMPTRAYDIV	39
Luxe Queuing Pegboard Backs on Two (2) Sides	LUQB(OPT)DP(NW)(NH)	17
Luxe Queuing Post Slotted on Four (4) Sides	LUQP(NH)S4	13, 22
Luxe Queuing Post Slotted on Two (2) Sides	LUQP(NH)S2	12
Luxe Queuing Retractable Retainer	LUQRR	19
Luxe Queuing Slatwall Back 45°	LUQB45(BACK1)(BACK2)(OPT)(NW)(NH)	24
Luxe Queuing Slatwall Backs on One (1) Side	LUQB(B1)SP(NW)(NH)	17
Luxe Queuing Slatwall Backs on Two (2) Sides	LUQB(B1)(B2)DP(NW)(NH)	17
Luxe Queuing Wire Grid Back 45°	LUQB45(TYPE)(OPT)(NW)(NH)	23
Luxe Queuing Wire Grid Backs w/1 Panel Per Section	LUQB(TYPE)SP(NW)(NH)	18
Luxe Queuing Wire Grid Backs w/2 Panels Per Section	LUQB(TYPE)DP(NW)(NH)	18
M		
Magazine Holder Slatwall Mount	MAGHLDRSWM(OPT)	28
Metal Shelf Cross Divider	MSCD(NW)	29
Metal Shelf Divider	MSD-(ND)(NH)	29
Multi Media Bookshelf	AOBS-(NW)(ND)	28
Multi Media 0	AOBSMDP-(ND)	28
Multi-Purpose Dividers	DV050610CM(POSITION)(OPT)	29
Multi-Purpose Wire Divider	WDMP-(OPT)	29
O		
Open End Basket Divider	DV02(ND)(NH)	32
Open End Baskets	BS01(ND)(NW)	32
P		
Peg Basket	PEGB	35
Peg Hook-Single Prong	PH(NL)-PACK	37
Pegboard Hooks	ACPH123268	33
Q		
Queuing Bowl	QB700922	10, 25
Queuing Bowl Adapter	ABADPT	8, 10
Queuing Bowl Divider	QBDIV12-04	10, 25
Queuing Bowl Insert	QB1700997	25
Queuing Systems Sign Holder and Stem	QSSH(SIZE)	7, 25
S		
Scanner Peg Hook	SPH(TYPE)-(NL)-10	37
Shelf Extender Basket	SEB	38
Shelf Extender Basket Displayer	SEBD	38
Shelf Retainer	SR-(NW)-(NH)-10	30
Single Tier Magazine Displayer	DMT-(NW)-(ND)-(OPT)	28
Slatwall Brackets	AC999SWB(FIN1)	33
Slatwall Frame Display	FAB(SIZE)	38
Slatwall Mount Wire DVD Shelf	SMWDVDS-(NW)	36
Slatwall Peg Hook	SWPH-(NL)-(PACK)	37
Slatwall Scanner Hook	SWLHSH-(NL)-(PACK)	37
Slatwall Shelf	SWSH-(NW)(ND)(OPT1)(OPT2)	34
Standard Upper Shelf	SUS-(NW)10	22
Standard Upper Shelf Flat, 15° or 30° Downslope	SUS-(NW)6	26
Straight-in Insertion Three Position	STP(NW)6	26

Part Name	Part Number	Page Number
T		
Tube Line Candy Shelves	TLCNT(NW)(ND)	9
Tube Line Metal Shelves	TLMSD(NW)(ND)	8
Tube Line Queuing Acrylic Bowl End Cap Mount	TLTRQABMEC	10
Tube Line Queuing Acrylic Bowl Mount	TLTRQABM	8
Tube Line Queuing Acrylic Trough with Sign Holder	TLTRQWAT	10
Tube Line Queuing End Frame	TLTRQEF(NW)(NH)SWP2H	7
Tube Line Queuing Full Upright	TLTRQU(TYPE)(NH)(LS/RS)	6
Tube Line Queuing Half Upright	TLTRQU(TYPE)(NH)(ND)	6
Tube Line Queuing Outside Corner Base	TLTRQOCBS(ND)	9
Tube Line Queuing Outside Corner Fill	TLTRQOCF(NH)	6
Tube Line Queuing Outside Corner Shelf	TLTRQOCS(ND)	9
Tube Line Queuing Slatwall Back	TLTRQBSW2(NW)(NH)	7
Tube Line Queuing Tie Bar	TLTRQTB(NW)	6
Tube Line Side Deck	TLSOTR(NW)(ND)	8
U		
Uptilt Shelf with Bookshelf Back	UTSBKSB(NW)(ND)-08-7	27
Uptilt Shelf	UTSN(DEGREE)-(NW)-(NH)4	27
Uptilt Shelf Wire Divider	UTSWD-(NH)(ND)-(TYPE)	29
Utility Baskets	WUB-(NW)(ND)(NH)-(TYPE)	36
V		
Various Type Display	VTD(TYPE)(NL)(ND)	27
W		
Wire Binning Cross Divider	MC-(NH)(NW)-10-(OPT)	30
Wire Binning Divider	PMD-(NH)(ND)-1-(OPT)	30
Wire Binning Front	PMF-(NH)(NW)-1-(OPT)	30
Wire Candy Rack	WCANR-(NW)	34
Wire Candy Shelf	WCANS(NW)(ND)-(TAG)	34
Wire Candy Shelf	WCANS(OPT)-(NW)(ND)-(TAG)	9
Wire Grid Brochure Holder	WBH-(NL)-WG	38
Wire Grid Peg Hook	WGPB-(NL)-(PACK)	37
Wire Grid Scanner Hook	RGS-(NL)-(PACK)	37
Wire S Hooks	ACPH123265	33
Wire Snack Shelf	WCANSSW(NL)(ND)-(OPT)	35
Z		
Z Brackets	AC123141(HAND)Z	33





Innovation on Display Since 1956



www.madixinc.com

Texas 500 Airport Road, Terrell, TX 75160 | 1010 S. Bolton, Jacksonville, TX 75766
Alabama 20984 Alabama Hwy. 9, Goodwater, AL 35072 | 500 Madix Drive, Eclectic, AL 36024