


FREESTANDING



madix
INNOVATION ON DISPLAY



FRONT
ROLLER-SHELF SYSTEM
FOR HEAVY-DUTY

THE SHELF
THAT SORTS
ITSELF



REPLACES CUMBERSOME,
SPRING PUSHER SYSTEMS

ALSO GREAT FOR:

Retail

Refrigeration

TABLE OF CONTENTS

Platforms	4
Mobile Displays	6
Displays	10
Wire Displays	12
Mobile Displays	13
4-Way Displays	15
Feature Aisle Display	18
Round Feature Aisle Display	23
Mobile Produce Display	27
Wire Displays	28
Spinner Displays	41
Clothing Racks	43
Merchandising Panel	45
Tubular Display	47
Wall Display	49
Display Tables	51
Display Towers	57
Display Platforms	58
Table Merchandiser	59
Spot Displayers	61
Battery Rack Kit	62
A-Frame	63
Bike Rack	64
Golf Displays	66
Cart Corral	67
Saddle Bag Display	68
T-Leg System	69
Sanitizing Station	82



www.madixinc.com

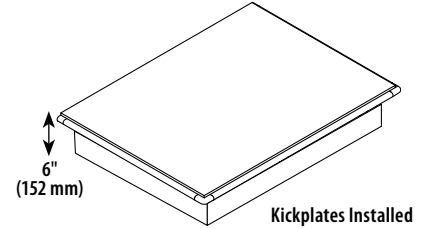
Texas 500 Airport Road, Terrell, TX 75160 | 1010 S. Bolton, Jacksonville, TX 75766
Alabama 20984 Alabama Hwy. 9, Goodwater, AL 35072 | 500 Madix Drive, Eclectic, AL 36024

Metal Platform with Bumper

- Display bulk merchandise efficiently
- Pallet-jack accessible platform
- May be ordered with removable kickplates for more finished appearance
- Use as end cap base by setting at end of gondola or warehouse-type racking
- Can be placed side-by-side to form larger platform
- Platform height off the floor is 6" (152 mm)
- Load capacity:
 - 48"x 48" (1219mm x 1219 mm) = 2500 lbs
 - 48"x 24" (1219 mm x 610 mm) = 1250 lbs

MPB(NW)(ND)-(OPT1)-(OPT2)

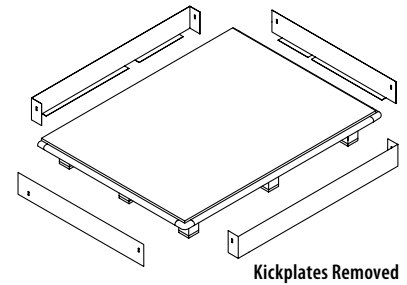
- MPB Metal Platform with Bumper
 NW Nominal Width 36", 42", 48" or 54"
 (914 mm, 1067 mm, 1219 mm or 1372 mm)
 ND Nominal Depth 24", 36", 42" or 48"
 (610 mm, 914 mm, 1067 mm or 1219 mm)
 OPT1 Kickplate Option:
 Blank = Without Kickplate
 KP = With Kickplate
 OPT2 Cart Bumper Option:
 Blank = With Cart Bumper
 NB = Without Cart Bumper



Finish Code

FIN1-FIN2-FIN3

- FIN1 Platform Finish
 FIN2 Kickplate Finish
 FIN3 Cart Bumper Finish

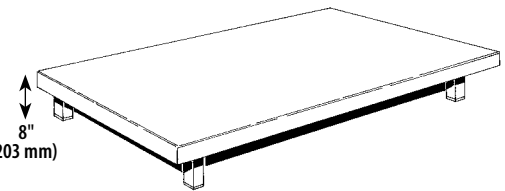


Metal Platform

- Strong, economical platform will easily withstand the wear and tear created by mass merchandising of heavy and bulky items
- Platform has 8" (203 mm) high rigid reinforcing legs, raising product for customer selection

METPF(NW)(ND)-M

- METPF Metal Platform
 NW Nominal Width 24", 36" or 48"
 (610 mm, 914 mm or 1219 mm)
 ND Nominal Depth 24", 36" or 48"
 (610 mm, 914 mm or 1219 mm)
 M Metal Deck



Finish Code

FIN1-FIN2

- FIN1 Top
 FIN2 Toe Kick



Promotional Display Flat Kit

- Pallet jack access allows for easy relocation
- Overall height of display is 59" (1499 mm)
- 36" (914 mm) wide unit accepts 36" (914 mm) wide Maxi Line accessories
- 48" (1219 mm) wide unit accepts 48" (1219 mm) wide accessories
- Kit includes:
 - 1 – Promotional Display Flat
 - 2 – Basic Uprights with Upright Caps
 - 2 – Painted Pegboard Backs
 - 2 – Upright End Covers
 - 1 – Top Cap
 - 1 – Center Spanner
 - 1 – Lower Spanner
 - 1 – Hardware Pack
- Uprights on the Promotional Display Flat Kit are rated at 1600 inch-lbs off-set load
- Shelf and accessory depth may not exceed 20" (508 mm)

OPFSK-(NW)(ND)

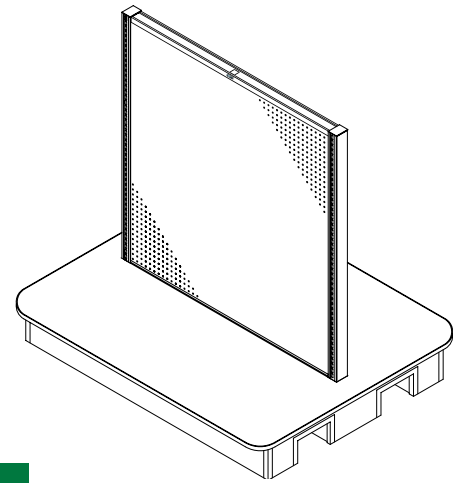
- OPFSK.....Promotional Display Flat Kit
 NW.....Nominal Width 36" or 48"
 (914 mm or 1219 mm)
 ND.....Nominal Depth 48" (1219 mm)

Finish Code

FIN1-FIN2-FIN3-FIN4

- FIN1.....Frame
 FIN2.....Back
 FIN3.....Deck
 FIN4.....Toe Kick

Nominal Width	Actual Width
36"	48"
48"	60"



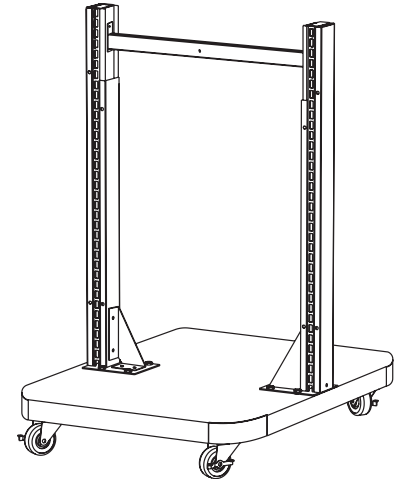
NOTE!
 Corners and pallet entry will have aluminum angles to protect the wood base from material handling equipment.

Rolling Double-Sided Gondola Merchandiser

- Locking swivel casters ensure mobility

RDSGM-(NH)(NW)(ND)

- RDSGM.....Rolling Double-Sided Gondola Merchandiser
 NH.....Nominal Height 48" or 60"
 (1219 mm or 1524 mm)
 NW.....Nominal Width 24" or 30"
 (610 mm or 62 mm)
 ND.....Nominal Depth 36" (914 mm)

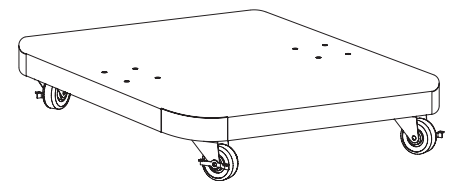


Rolling Double-Sided Gondola Merchandiser Deck

- Locking swivel casters ensure mobility

RDSGMDO-(NW)(ND)

- RDSGMDO.....Rolling Display Double Sided Gondola Merchandiser
 DO.....Deck Only
 NW.....Nominal Width 24" or 30"
 (610 mm or 762 mm)
 ND.....Nominal Depth 36" (914 mm)



4-Way Merchandiser Base with Locking Casters

- Two locking swivel casters on opposite corners and two non-locking casters on remaining corners

T4WMBLST-(NW)(ND)

- T4WMB.....4-Way Merchandiser Base
 LST.....Locking Caster and Solid Top
 NW.....Nominal Width 36", 48", 54" or 60"
 (914 mm, 1067 mm, 1372 mm or 1524 mm)
 ND.....Nominal Depth 36", 48", 54" or 60"
 (914 mm, 1067 mm, 1372 mm or 1524 mm)

Finish Code

FIN1-FIN2

- FIN1.....Toe Kick
 FIN2.....Deck

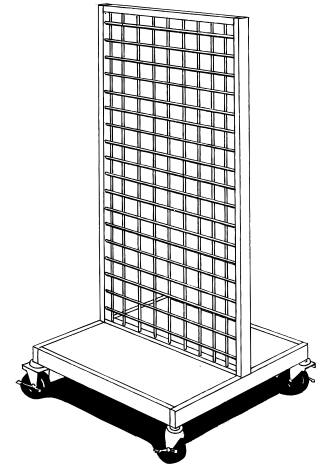


Seasonal Grid Fixture On Casters

- Locking swivel casters ensure mobility
- Approximately 60"H x 21½"D x 28"W (1524 mm x 546 mm x 711 mm)
- Center panel is constructed of 3" x 3" (76 mm x 76 mm) wire grid
- Wire grid accessories ordered separately
- Do not use wire grid accessories that extend further than 10" (254 mm) deep per side

SGFOC

SGFOC Seasonal Grid Fixture on Casters

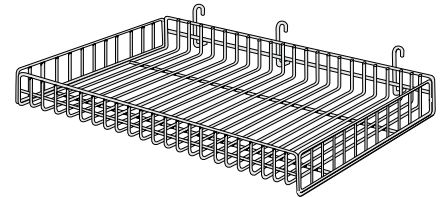


Classic Basket for Wire Grid

- Basket height 3¾" (95 mm)
- Load capacity 50 lbs

CBWG-(NW)(ND)

CBWG Classic Basket for Wire Grid
 NW Nominal Width 24" (610 mm)
 ND Nominal Depth 10" (254 mm)

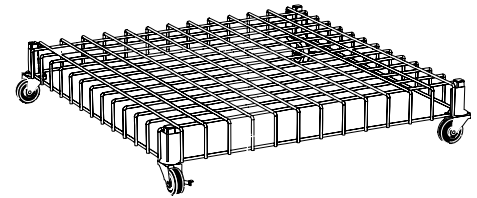


Rolling Wire Grid Flat

- 40" x 40" (1016 mm x 1016 mm) unit rests on 3" (76 mm) locking swivel casters
- Constructed of 3" x 3" (76 mm x 76 mm) wire grid
- Load capacity 360 lbs

RWGF

RWGF Rolling Wire Grid Flat

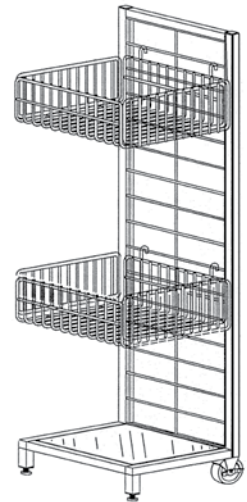


Trial Size Basket Displayer

- Measures 51"H x 14"W x 13"D (1295 mm x 356 mm x 330 mm)
- Frame and base are 1" (25 mm) square tubing with a 3/16" (5 mm) wire back panel with 3" (76 mm) vertical spacing to hang Trial Size Display Basket, ordered separately
- Frame has 3 1/2" (89 mm) diameter casters for quick relocation

TSBD-1212

TSBD-1212....Trial Size Basket Displayer



Trial Size Display Basket

- Measures 6"H x 12"W x 12"D (152 mm x 330 mm x 305 mm)
- Baskets hang on Trial Size Basket Displayer

TSDB-1212

TSDB-1212 Trial Size Display Basket



A Modified Trial Size Basket Display with Sign Holder

- Displays light-weight products using Maxi Line or Tube Line shelves and accessories
- Only Maxi Line shelves with 2-tab brackets may be used
- Casters allow the unit to be easily relocated
- Sign holder is 7 7/8"H x NW + 1" (181 mm H x NW + 25 mm), with an opening of 0.100" (.254 mm) welded to the uprights
- Slotting on the back side is designed to store the Fold Down Upper Shelf Merchandising Panel [FDUSMP (OPT)(NW)(ND)]

MTSBDSh(NW)(ND)(NH)

MTSBD Metal Display Tower


SH Sign Holder

NW Nominal Width 12", 24" or 36"
(305 mm, 610 mm or 914 mm)

ND Nominal Depth 20", 22" or 24"
(508 mm, 559 mm or 610 mm)

NH Nominal Height 48", 54" or 60"
(1219 mm, 1372 mm or 1524 mm)

NOTE!
DO NOT use the back for merchandising product



B Flip Down Upper Shelf Merchandising Panel

- Use as a shelf or merchandising panel
- Mounts as a straight shelf or against the upright as a merchandising panel that accepts peg hooks
- Can be stored on the back of the Modified Trial Size Basket Display with Sign Holder when not in use

FDUSMP(OPT)(NW)(ND)

FDUS Flip Down Upper Shelf

MP Merchandising Panel

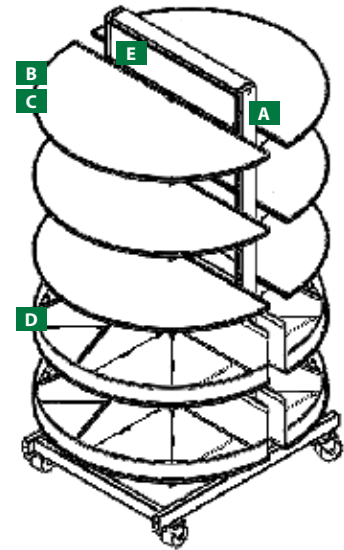
OPT FP=Fully Perforated (Metal)
WGP=Wire Grid, Pegable

NW Nominal Width 24" to 48" in 6" increments
(610 mm to 1219 mm in 152 mm increments)

ND Nominal Depth 08" to 18" in 2" increments
(203 mm to 457 mm in 51 mm increments)

Tube Line Rolling Gondola Display

Tube Line Rolling Gondola Display as shown		
Part Number	Description	Qty.
A	TLRGD246036 TL Rolling Gondola Display	1
B	TLCMS3624 TL Circular Metal Shelf, 36"	10
C	TLCWI36 TL Circular Wood Insert, 36"	6
D	TLCMDI36 TL Circular Metal Divider Insert, 36"	4
E	ADGAC-0624 Gondola Accent Cap	2



A Tube Line Rolling Gondola Display

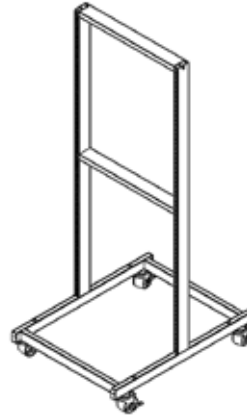
TLRGD246036

TLRGD Tube Line Rolling Gondola Display

24 Nominal Width 24"
(610 mm)

60 Nominal Height 60"
(1524 mm)

36 Nominal Depth 36"
(914 mm)



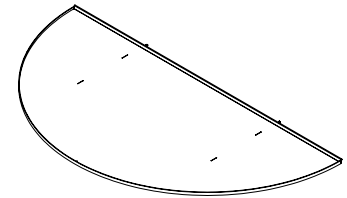
B Tube Line Circular Metal Shelf

TLCMS(NW)(BW)

TLCMS Tube Line Circular Metal Shelf

NW Nominal Width 36", 48" or 60"
(914 mm, 1219 mm or 1524 mm)

BW Bracket Width 24" or 36"
(610 mm or 914 mm)

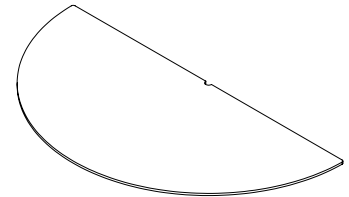


C Tube Line Circular Wood Insert

TLCWI(NW)

TLCWI Tube Line Circular Wood Insert

NW Nominal Width 36", 48" or 60"
(914 mm, 1219 mm or 1524 mm)

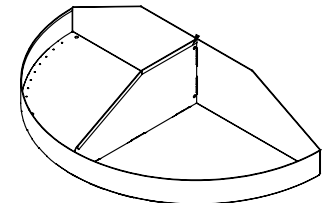


D Tube Line Metal Divider Insert

TLCMDI(NW)

TLCMDI Tube Line Circular Metal Divider Insert

NW Nominal Width 36", 48" or 60"
(914 mm, 1219 mm or 1524 mm)



E Gondola Accent Cap

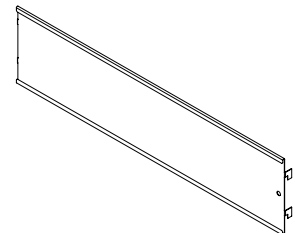
- Display customer-supplied signs, pricing or accent strips in standard gondola/wall, end frames and end merchandisers
- Accommodates signage thicknesses up to 1/16" (2 mm)

ADGAC-0624

ADGAC Appliance Divider Gondola Accent Cap

06 Nominal Height 06" (152 mm)

24 Nominal Width 24" (610 mm)



End Cap Merchandiser Leg Unit

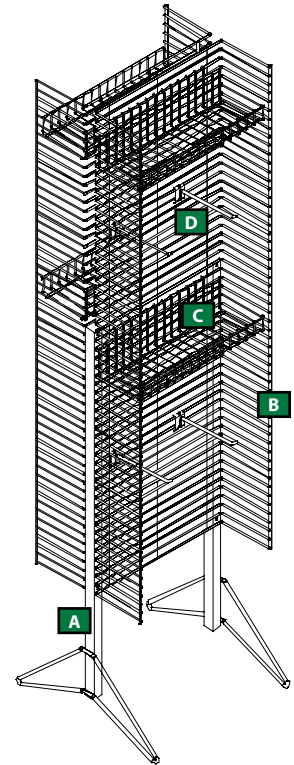

- Create a freestanding display by attaching End Cap Merchandiser Leg Unit to two back-to-back End Cap Merchandisers
- Hardware included

EC090853

EC090853End Cap Merchandiser Leg Unit

End Cap Merchandiser Leg Unit			
Description	Part Number	Qty.	
A End Cap Merchandiser Leg Unit	EC090853	2	
B End Cap Merchandiser	EC090852	2	
C Optional End Cap Basket	EC090854	*	
D Optional Peg Hook	AC125015	*	

*Determined by purchaser

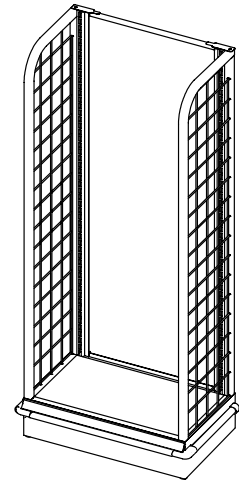


Freestanding Side Cap

- Promotes impulse buys
- Easy to move
- Sheet metal base with bumpers
- Available with pegboard or hardboard back
- Shelves and baskets mount into slotted uprights

FSSC(NW)(NH)(ND)(TYPE)

FSSC ... Freestanding Side Cap
 NW Nominal Width 18" or 24"
 (457 mm or 610 mm)
 NH Nominal Height 60" or 72"
 (1524 mm or 1829 mm)
 ND Nominal Depth 10" to 18" in 2" increments
 (254 mm to 457 mm in 51 mm increments)
 TYPE Blank=Hardboard
 P=Hardboard

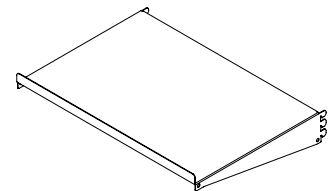


Freestanding Side Cap Metal Shelf

- Mounts into slotted uprights
- 1" (25 mm) front lip

FSSCMS(NW)(ND)

FSSC ... Freestanding Side Cap
 MS Metal Shelf
 NW Nominal Width 18" (457 mm)
 ND Nominal Depth 14" (356 mm)

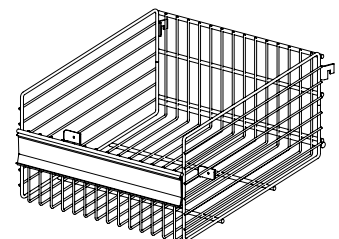


Freestanding Side Cap Wire Basket

- Mounts into slotted uprights

FSSCWB(NW)(ND)

FSSC ... Freestanding Side Cap
 WB Wire Basket
 NW Nominal Width 18" (457 mm)
 ND Nominal Depth 14" (356 mm)

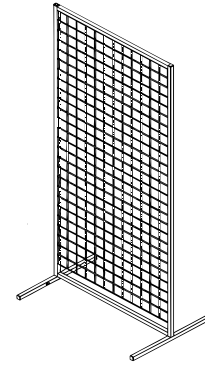


Freestanding Wire Displayer

- Constructed of 3" x 3" (76 mm x 76 mm) wire grid
- Display pegged merchandise or customize with wire grid accessories

FWD-(NW)(NH)

FWD Freestanding Wire Displayer
 NW Nominal Width 24", 36" or 48"
 (610 mm, 914 mm or 1219 mm)
 NH Nominal Height 48", 60", 72" or 84"
 (1219mm, 1524 mm, 1829 mm or 2134 mm)


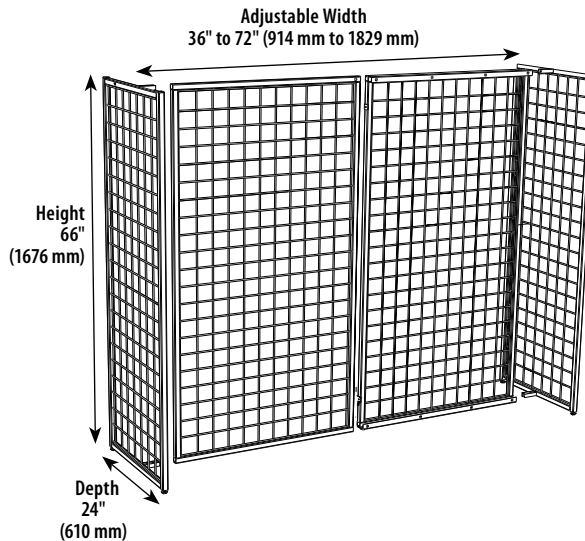


Adjustable H Display

- Simple snap-together assembly featuring springclips
- Display accepts all 3" (76 mm) OC wire grid accessories
- Versatility of adjusting in and out from 36" to 72" (914 mm to 1829 mm) as merchandising requirements change
- Includes levelers to compensate for uneven floors

AHD-662472

AHD Adjustable H Display
 66 66" Height (1676 mm)
 24 24" Depth (610 mm)
 72 Nominal Adjustable Width 36" to 72"
 (914mm to 1829 mm)

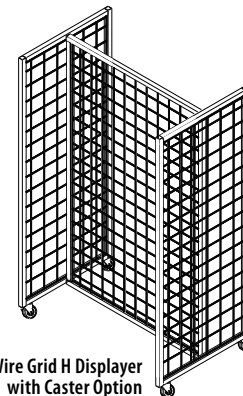


Wire Grid H Displayer

- Can be ordered with 3" x 3" (76 mm x 76 mm) wire grid pattern or slatwall grid pattern
- Casters allow unit to move to aisle or entrance for improved visual effects
- Extra units can be ordered to form island run

WGHD-(ND)(NH)(NW)-(OPT1)-(OPT2)

WGHD Wire Grid H Displayer
 ND Nominal Depth 18", 24" (457 mm, 610 mm)
 NH Nominal Height 48" to 72" in 6" increments.
 (1219 mm to 1829 mm in 152 mm increments)
 NW Nominal Width 24", 36" or 48"
 (610 mm, 914 mm or 1219 mm)
 OPT1 Caster Option:
 Blank=No Casters
 C=Casters
 OPT2 Grid Type:
 Blank=3" x 3" Grid (76 mm x 76 mm)
 SL=Slatwall Grid



Wire Grid H Displayer with Caster Option

NOTE!

Slatwall Peg hooks will not work with this pattern, only WGPB (Wire Grid Peg Hooks) will work.

Étagère Slatwall Display

- Ideal for merchandising both soft goods and hard goods
- Center panel constructed of slatwall
- Ends may be ordered with slatwall or plain laminate finish
- May be used with slatwall accessories, ordered separately
- Available only in 36"W (914 mm)



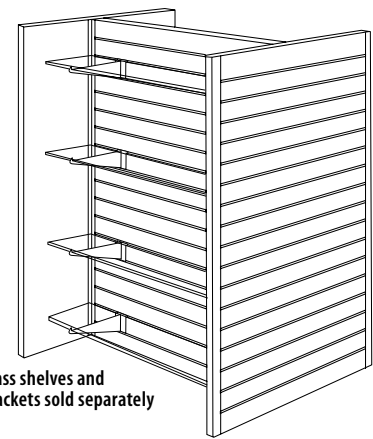
ST-ESWLD(NW)(ND)(NH)(OPT)

- ST-ESWLD....Étagère Slatwall Display
 NW....Nominal Width 36" (914 mm)
 ND....Nominal Depth 24" or 36"
 (610 mm or 914 mm)
 NH....Nominal Height 52", 66" or 72"
 (1321 mm, 1676 mm or 1829 mm)
 OPT....End Type
 PE=Plain End
 Blank=Slatwall

Finish Code

FIN1-FIN2

- FIN1 Slatwall Front
 FIN2 Slatwall Back



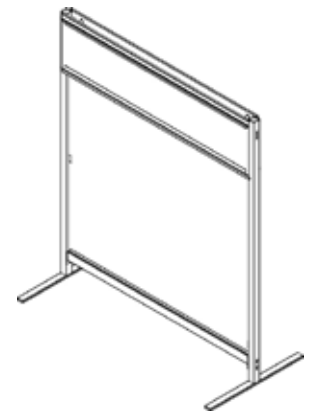
Glass shelves and brackets sold separately

Large Appliance Floor Display

- Can be ordered with or without sign holder

LAFD(NW)(NH)(ND)(OPT)

- LAFD....Large Appliance Floor Display
 NW....Nominal Width 36", 48" or 60"
 (914 mm, 1219 mm or 1524 mm)
 NH....Nominal Height 54" or 58"
 (1372 mm or 1473 mm)
 ND....Nominal Depth 24"
 (610 mm)
 OPT....Blank=No sign retainers
 S=Sign retainers

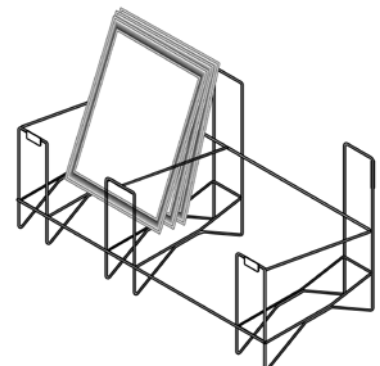


Wire Freestanding Frame Holder

- Allows retailers to merchandise two different sizes of large frames
- Sits on top of Standard Upper and Base Shelves measuring 24"D (610 mm) or greater, or stands alone
- 48½"W x 30"H x 23½"D
(1232 mm x 762 mm x 572 mm)
- Pocket Dimensions:
 - Pocket One = 21"W x 23½"D
(533 mm x 572 mm)
 - Pocket Two = 24½"W x 23½"D
(623 mm x 572 mm)

WFSFH-(HAND)-(OPT)

- WFSFH....Wire Freestanding Frame Holder
 HAND....LH=Left-Hand
 RH=Right-Hand
 OPT....Blank=No Sign Holder Tubes
 SH=Sign Holder Tubes

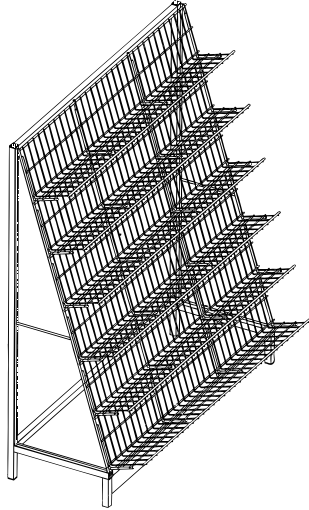


Freestanding 6-Level Wire DVD Rack

- Merchandise CDs and DVDs
- Rack can be joined together to make an impressive aisle or wall run
- Made of wire and steel tubing, the display is pre-assembled for instant installation
- Each rack holds up to 540 DVDs
- Fixture measures 48⁷/₈"W x 22"D x 57¹/₂"H (1241 mm x 559 mm x 1461 mm)

FS6LWDVD-(NW)(ND)

FS6LWDVD.....Freestanding 6-Level Wire DVD Rack
 NW.....Nominal Width 48" (1219 mm)
 ND.....Nominal Depth 22" (559 mm)

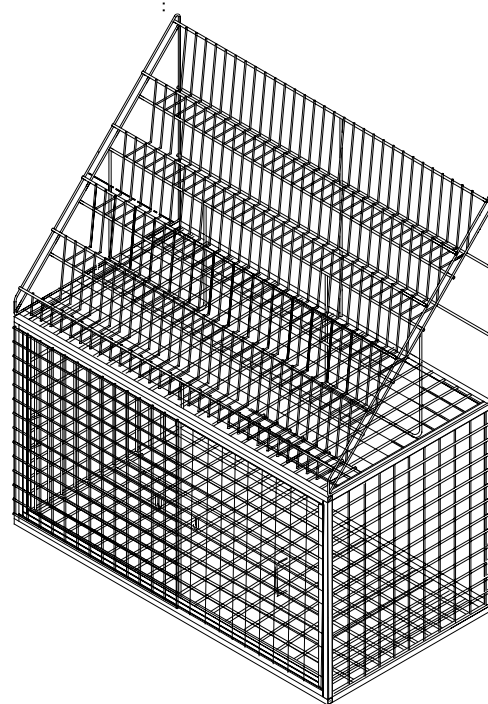
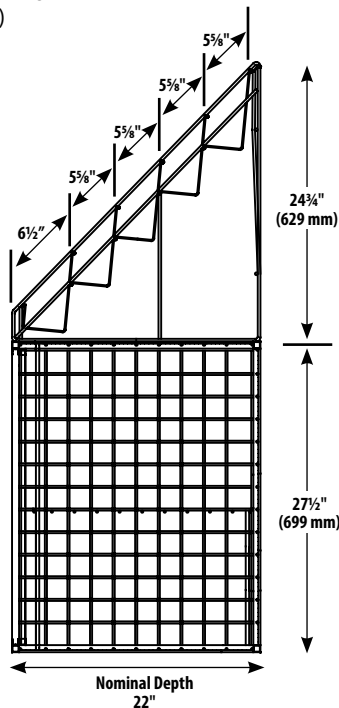


Game Cartridge Display

- Display your merchandise and store excess product safely below, for convenient visual inventory, which can be secured with customer-supplied lock
- Fixture measures 52¹/₄"H x 22"D x 48"W (1327 mm x 559 mm x 1219 mm)

GCD-48

GCD Game Cartridge Display
 48 Nominal Width 48" (1219 mm)



T-Rack on Casters Waterfall Kit

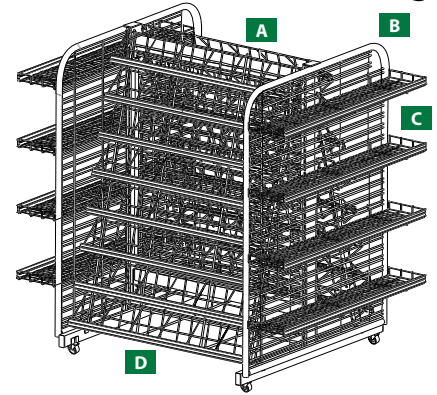
- Can be easily relocated in entry ways and aisles for maximum exposure of product
- Round tubing forms end panels
- 39"W x 53¼"H x 39"D
(991 mm x 1353 mm x 991 mm)
- Unit ships unassembled
- Standard peg accessories may also be used
- Load capacity is 360 lbs

TROCWFK

TROCWFK.....T-Rack on Casters Waterfall Kit

Part #	Description	Qty in Shelf Kit	
TROCWFK	T-Rack on Casters Waterfall Kit	see below	
Kit consists of:			
A	TROC	T-Rack on Casters	1
B	WTREP	Wire T-Rack End Panel	2
C	WTREPS*	Wire T-Rack End Panel Shelf	8
D	TRWWP	T-Rack Wire Waterfall Panel	2

*Extra shelves may be ordered separately

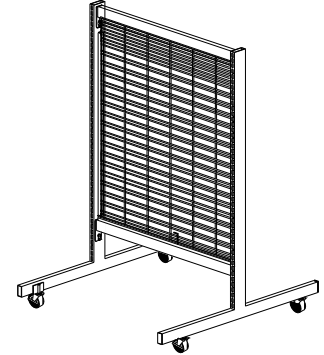


A T-Rack on Casters

- Mobile unit to be utilized with accessories shown as well as with standard peg accessories
- Load capacity is 360 lbs

TROC

TROCT-Rack on Casters




B Wire T-Rack End Panel

- Attaches to ends of T-Rack on Casters, (TROC)
- Framed with round tubing
- Unit accepts wire T-Rack End Panel Shelves as well as standard peg accessories

WTREP

WTREP Wire T-Rack End Panel

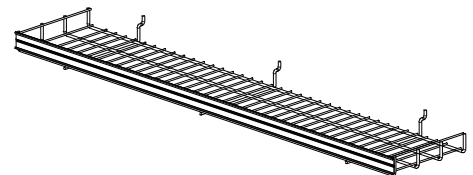


C Wire T-Rack End Panel Shelf

- 1" (25 mm) wire spacing
- Metal tag mold attached
- Designed to attach with attached wire hooks
- Load capacity is 4 lbs

WTREPS

WTREPS..... Wire T-Rack End Panel Shelf

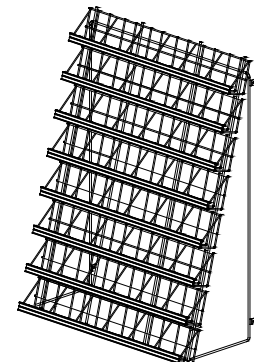


D T-Rack Wire Waterfall Panel

- Pocket dimension: 5½"H x 3½"D
(140 mm x 89 mm)
- The base of each pocket is 6¼" (159 mm) from base of next pocket
- Panel is displayed at a 35° angle

TRWWP

TRWWP T-Rack Wire Waterfall Panel



T-Rack on Casters Shelf Kit

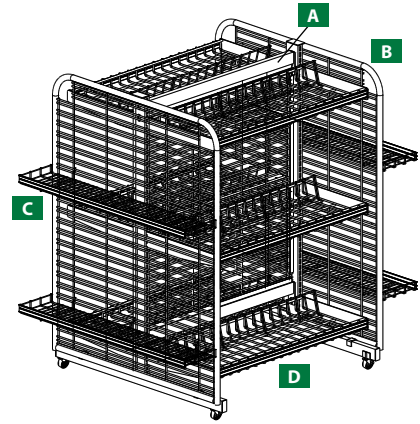
- Can be easily relocated in entry ways and aisles for maximum exposure of product
- Round tubing forms end panels
- 39"W x 53¼"H x 39"D
(991 mm x 1353 mm x 991 mm)
- Unit ships unassembled
- Accommodates standard peg accessories
- Load capacity is 360 lbs

TROCSK

TROCSK.....T-Rack on Casters Shelf Kit

Part #	Description	Qty in Kit	
TROCSK	T-Rack on Casters Shelf Kit	see below	
Kit consists of:			
A	TROC	T-Rack on Casters	1
B	WTREP	Wire T-Rack End Panel	2
C	WTREPS*	Wire T-Rack End Panel Shelf	4
D	WHDS3F	Wire Heavy-Duty Shelf, 3' with Fences	6

*Extra shelves may be ordered separately

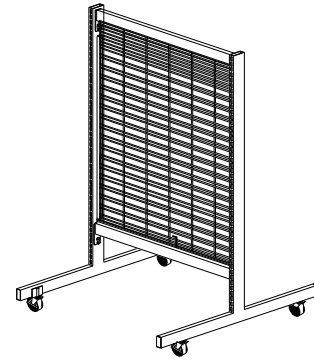


A T-Rack on Casters

- Mobile unit to be utilized with accessories shown as well as with standard peg accessories
- Load capacity is 360 lbs

TROC

TROC T-Rack on Casters




B Wire T-Rack End Panel

- Attaches to ends of T-Rack on Casters, (TROC)
- Framed with round tubing
- Unit accepts wire T-Rack End Panel Shelves as well as standard peg accessories

WTREP

WTREP Wire T-Rack End Panel

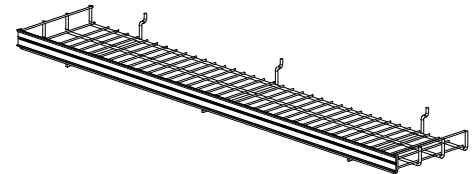


C Wire T-Rack End Panel Shelf

- 1" (25 mm) wire spacing
- Metal tag mold attached
- Designed to attach with attached wire hooks
- Load capacity is 4 lbs

WTREPS

WTREPS.... Wire T-Rack End Panel Shelf

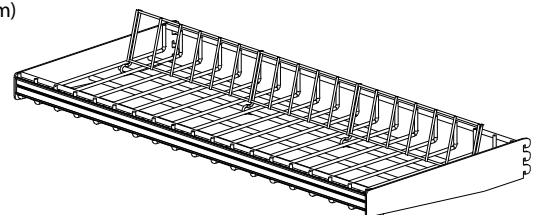


D Wire Heavy-Duty Shelf, 3' with Fence

- Metal tag mold is 35⅝" (905 mm) long
- Continuous 2" (51 mm) spacing
- Load capacity is 18½ lbs

WHDS3F

WHDS3F... Wire Heavy-Duty Shelf 3' (914 mm) with Fence

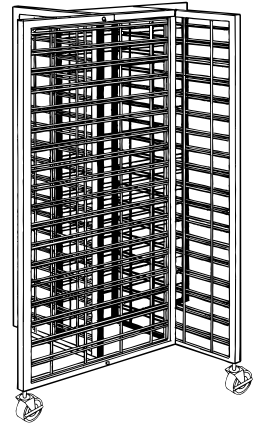


Tubular H Four Way Display

- May be used with Madix wire grid accessories, ordered separately
- Locking 3" (76 mm) swivel casters provide easy mobility
- Includes four 30"W x 60"H (762 mm x 1524 mm) panels
- The total width of the unit is 45" (1143 mm)
- Load capacity is 360 lbs

THD4W-6030

THD4W Tubular H Four Way Display
 60 Nominal Height 60" (1524 mm)
 30 Nominal Width 30" (762 mm)

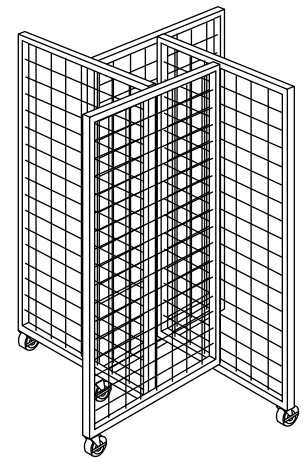


Wire Grid 4-Way Rolling Displayer

- Panel frames are 1" (25 mm) square unslotted tubing
- Wire panels are built using a 3" x 3" (76 mm x 76 mm) grid pattern
- CBWG basket and other accessories for this unit are sold separately
- Maximum total caster load is 360 lbs

WG4WRD-(NW)(NH)

WG4W Wire Grid Four Way
 RD Rolling Displayer
 NW Nominal Width of Each Panel 24" (610 mm)
 NH Nominal Height of the Unit 48", 54", 60" or 66"
 (1219 mm, 1372 mm, 1524 mm or 1676 mm)


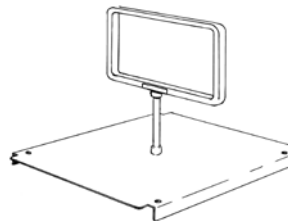


Sign Holder For Wire Grid 4-Way Rolling Displayer

- For use atop the WG4WRD Wire Grid Rolling Displayer, ordered separately
- Unit screws into frame of rolling displayer
- Card frame holds an 11" x 7" sign (279 mm x 178 mm)
- When ordering, specify stem length

SHWG4WRD-(SL)

SHWG Sign Holder Wire Grid
 4WRD Four Way Rolling Displayer
 SL Nominal Length of Stem on Sign 3", 6" or 12"
 (76 mm, 152 mm or 279 mm)



4-Way Rolling Wire Display


FWRWD-(NW)(NH)-(OPT)

FWRWD.... Four Way Rolling Wire Displayer

NW Nominal Width 30" to 48" in 6" increments
(762 mm to 1219 mm in 152 mm increments)

NH Nominal Height 48" to 78" in 6" increments
(1219 mm to 1981 mm in 152 mm increments)

OPT SG=Slatgrid
33=3" x 3" Grid (76 mm x 76 mm)



Tube Line Quad Display, Double Back

• Maximum shelf sizes per the panel width:

- Nominal Width 18"=11" or less
- Nominal Width 24"=12" or less
- Nominal Width 30"=15" or less
- Nominal Width 36"=18" or less

TLQDD-(OPT1)(OPT2)(NW)(NH)(EXT)(INT)(OPT3)

TL Tube Line

QDD Quad Display, Double Back

OPT1 U=Unassembled Option
Blank=Assembled

OPT2 NC=No Cap Option
Blank=with Cap

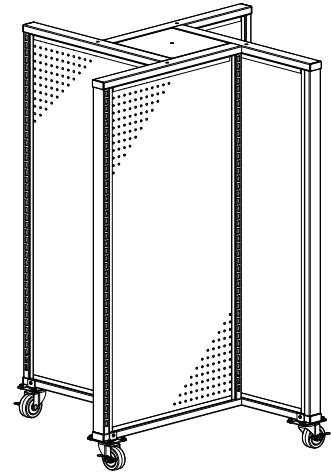
NW Nominal Width 18" to 36" in 6" increments
(457 mm to 914 mm in 152 mm increments)

NH Nominal Height 48" to 72" in 6" increments
(1219 mm to 1829 mm in 152 mm increments)

EXT Exterior Panels
P=Pegboard
H=Hardboard
MHG=Modified Harmonic Grid
MBP=Metal Pegboard
3x3=3"x3" Wire Grid

INT Interior Panels
P=Pegboard
H=Hardboard
MHG=Modified Harmonic Grid
MBP=Metal Pegboard
3x3=3"x3" Wire Grid

OPT3 C=Caster
Blank=No Caster



Wire Grid 4-Way Merchandiser

- Panel frames are slotted to accept all Madix Standard Shelves or accessories
- Panels available in wire grid or wire grid and hardboard
- Wire Grid Exterior Panels are fabricated from ¼" (6 mm) wire, welded on 3" (76 mm) centers
- All four exterior panels must have same finish
- All four interior panels must have same finish
- Laminated or carpeted deck is 5" (127 mm) high, plus the deck has T-mold edge to match kickplate
- Available with Base Locking Casters and Pallet Jack Base also available, load capacity of 1500 lbs
- Square top cap between panels is same finish as panel frames

NOTE!
T4WM ships assembled.
For unassembled, use suffix -U.

NOTE!
Corners and pallet entry will have aluminum angles to protect the wood base from material handling equipment.

T4WM(OPT1)-(BS)(NH)-WG-HP2-(OPT2)

- T4WM.... Tubular 4-Way Merchandiser
 OPT1 LC=Base Locking Casters
 PJ=Pallet Jack
 BS.... Nominal Base Size 30", 36", 42", 48" or 54"
 (762 mm, 914 mm, 1067 mm, 1219 mm or 1372 mm)
 NH.... Nominal Unit Height 48" to 72" in 6" increments
 (1219 mm to 1829 mm in 152 mm increments)
 WG.... Wire Grid Exterior Panel
 HP2.... Interior Panel Painted Same Color Both Sides
 Delete if Wire Grid Only!
 OPT2.... Deck
 L=Laminate
 C=Carpet

Finish Code

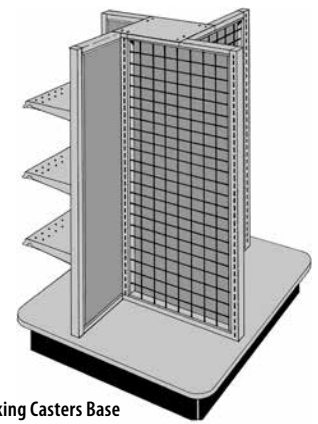
**FIN1-FIN2-FIN3-FIN4-FIN5-
OPT FIN6-FIN7-FIN8**

- FIN1 Frames
 FIN2.... Exterior Panels
 FIN3.... Interior Panels
 FIN4.... Deck
 FIN5.... Kickplate
 OPT FIN6.... Laminate Inserts
 Slatwall Inserts
 FIN7 T-Mold Option
 TSA=Sahara
 TBK=Black
 TWH=White
 TCH=Chocolate
 TDG=Dove Gray
 FIN8.... Top Plate

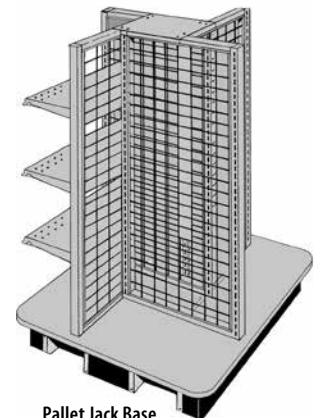
Base Width	Shelf Size
30"	18"W x 08"D
36"	24"W x 08"D
42"	24"W x 14"D
48"	30"W x 14"D
54"	36"W x 14"D
60"	42"W x 14"D

Panel Codes in Part Number	
Wire Grid	WG
HP2 Hardboard, Sahara	HP2*

*HP2=painted same 2 sides



Locking Casters Base



Pallet Jack Base

4-Way Merchandiser

- Panel frames are slotted to accept all Madix Standard Shelves or accessories
- See chart for available panel options
- Wire Grid Exterior Panels are fabricated from ¼" (6 mm) wire, welded on 3" (76 mm) centers
- All four exterior panels must have same finish
- All four interior panels must have same finish
- Laminated or carpeted deck is 5" (127 mm) high, plus the deck has T-mold edge to match kickplate
- Available with Base Locking Casters and Pallet Jack Base also available, load capacity of 1500 lbs
- Square top cap between panels is same finish as panel frames

NOTE!
Corners and pallet entry will have aluminum angles to protect the wood base from material handling equipment.

Base Width	Shelf Size
30"	18"W x 08"D
36"	24"W x 08"D
42"	24"W x 14"D
48"	30"W x 14"D
54"	36"W x 14"D
60"	42"W x 14"D

T4WM(OPT1)-(BW)(NH)-P-H-(OPT2)

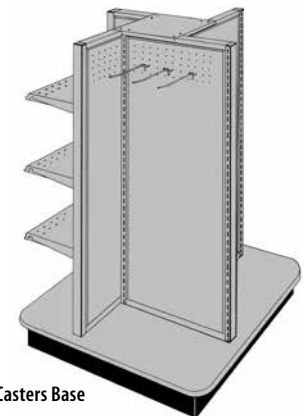
- T4WM.... Tubular 4-Way Merchandiser
 OPT1 LC=Base Locking Casters
 PJ=Pallet Jack
 BW.... Nominal Base Width 30", 36", 42", 48", 54"
 (762 mm, 914 mm, 1067 mm, 1219 mm, 1372 mm)
 NH.... Nominal Unit Height 48" to 72" in 6" increments
 (1219 mm to 1829 mm in 152 mm increments)
 P.... Exterior Panel (See Chart)
 H.... Interior Panel (See Chart)
 OPT2.... Deck
 L=Laminate
 C=Carpet

Finish Code

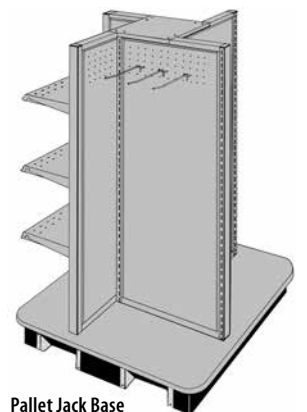
**FIN1-FIN2-FIN3-FIN4-
FIN5-OPT FIN6-FIN7-FIN8**

- FIN1 Frames
 FIN2.... Exterior Panels
 FIN3.... Interior Panels
 FIN4.... Deck
 FIN5.... Kickplate
 OPT FIN6.... Laminate Inserts
 Slatwall Inserts
 FIN7 T-Mold Option
 TSA=Sahara
 TBK=Black
 TWH=White
 TCH=Chocolate
 TDG=Dove Gray
 FIN8.... Top Plate

Panel Codes in Part Number	
Hardboard, Sahara	H
Pegboard, Sahara	P
Hardboard, Woodgrain	WH
Pegboard, Woodgrain	WP
Hardboard, Mirror	HM
Pegboard, Mirror	PM
Laminate, on Hardboard	HL
Slatwall, Painted	SWP
Slatwall, Melamine	SWM
Slatwall, Laminate	SWL



Locking Casters Base



Pallet Jack Base

Feature Aisle Display

- Efficiently display merchandise in main aisles or high traffic areas of stores
- Perfect for both small and large sales floors
- Lifts sales by displaying merchandise on all four sides
- Colorful and completely customizable; utilize the shelves alone, or combine with pegboard for displaying pegged merchandise
- When ordering optional Pallet Jack Base, do not order Base Shoes, Kickplates, and Metal End Flats
- Load capacity 800 lbs in all sizes, based on evenly distributed static loading



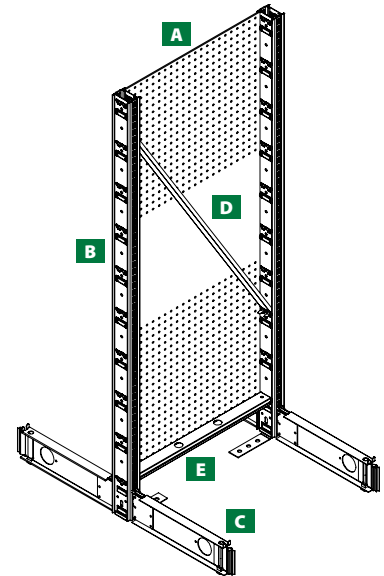
2' x 3' Unit Parts List (as shown)

Part Number	Part Number	Quantity	Notes
A	BP-18(NH)	2	18" x 60" (as shown); NH=36" to 96" in 6" increments
B	BU-(NH)	2	60" (as shown); NH=36" to 96" in 6" increments
C	BSSIL-12	4	12" only
D	BUB-1836	1	18" x 36"
E	SL-18	1	18" only
F	VC-(NH)	2	60" (as shown); NH=36" to 96" in 6" increments
G	UCC	2	
H	STL-18	1	18" only
I	SBS-1812	2	18" x 12"
J	KP-18-5-SB	2	18" only
K*	PAPMEF10-1212-55	2	10" x 24"
L	WAUSN3612	6	36" x 12"; quantity varies as needed

Add Caster Parts List

M	MGED121212	2	Mobile Gondola End Deck
N	OBS-18	1	Open Back Stiffener
O	MGPCCR-18	2	Caster Runner
P	SCS-18	1	Seismic Tie Bar

*When ordering Casters DO NOT order Metal End Flats (PAPMEF10-1212-55)



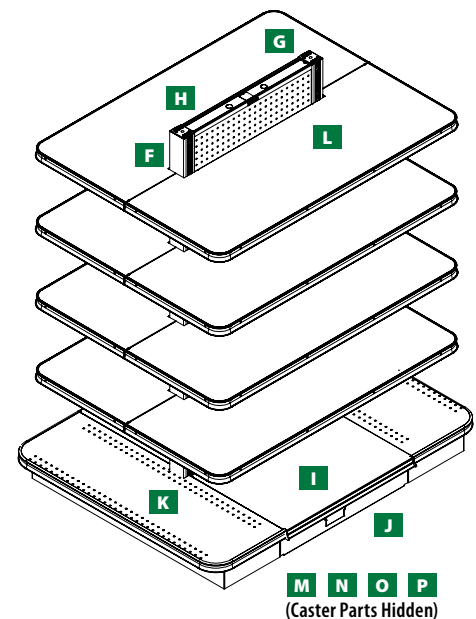
3' x 4' Unit Parts List (as shown)

Part Number	Part Number	Quantity	Notes
A	BP-2(NH)	2	2' NW only (as shown); NH=36" to 96" in 6" increments
B	BU-(NH)	2	36" to 96" in 6" increments
C	BSSIL-(ND)	4	18" or 24" only
D	BUB-2436	1	24" x 36"
E	SL-2	1	2' only
F	VC-(NH)	2	36" to 96" in 6" increments
G	UCC	2	
H	STL-2	1	2' only
I	SBS-2(ND)	2	18" or 24" only
J	KP-2-5-SB	2	2' only
K*	HDPAPMEF12-1818-55	2	12" x 36"
L	WAUSN4812	8	48" x 12"; quantity varies as needed

Add Caster Parts List

M	MGED121818	2	Mobile Gondola End Deck
N	OBS-2	1	Open Back Stiffener
O	MGPCCR-24	2	Caster Runner
P	SCS-2	1	Seismic Tie Bar

*When ordering Casters DO NOT order Heavy-Duty Metal End Flats (HDPAPMEF12-1818-55)



(Caster Parts Hidden)

A Back Panel

- Choose either Pegboard or Hardboard
- For 2' x 3': NW 18", NH 60"
(NW 457 mm, NH 1524 mm)
- For 3' x 4': NW 24", NH 36"
(NW 610 mm, NH 914 mm)
- Nominal Height minimum of 60" to 72" in 6" increments (1524 mm to 1829 mm in 152 mm increments)

B(TYPE)-(NW)(NH)


B Back
 TYPE P=Pegboard
 H=Hardboard
 NW Nominal Width 2' (610 mm)
 NH Nominal Height
 60" to 72" in 6" increments
 (1524 mm to 1829 mm
 in 152 mm increments)

**B Basic Upright**

- Slotted 1" (25 mm) on centers for flexibility plus maximum space
- Comprised of heavy gauge, high tensile steel components welded into a single unit with a 15,000 inch-pound rating
- All Basic Uprights have integral leveler

BU-(NH)

BU Basic Upright
 AH Nominal Height 36" to 144" in 6" increments
 (914 mm to 3658 mm in 152 mm increments)

**C Base Shoe, Straight In Locking**

- Projection welded high tensile steel gives maximum load capacity
- Exclusive "I" beam design is 5" (127 mm) low
- Screwdriver leveling and electrical access
- Straight in insertion does not require tipping of the Basic Upright for installation
- Finishes are random unless Chocolate specified
- For 2' x 3': NW 12" (NW 305 mm)
- For 3' x 4': NW 18" or 24" (NW 457 mm or 610 mm)

BSSIL-(ND)

BSSIL Straight In Locking Base Shoe
 ND Nominal Depth 12" to 30" in 2" increments
 (304 mm to 762 mm in 50 mm increments)

**D Basic Upright Brace**

- For 2' x 3': NW 18", NH 36"
(NW 457 mm, NH 914 mm)
- For 3' x 4': NW 24", NH 36"
(NW 610 mm, NH 914 mm)

BUB-(NW)(NH)

BUB Basic Upright Brace
 NW Nominal Width 18" or 24" (457 mm or 610 mm)
 NH Nominal Height 36" (914 mm)

**E Lower Spanner**

- Snap-in spanner secures uprights at equal spacing and supports back panels
- Electrical knockouts
- For 2' x 3': NW 18" (NW 457 mm)
- For 3' x 4': NW 24" (NW 610 mm)

SL-(NW)

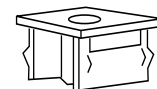
SL Lower Spanner
 NW Nominal Width 2' (610 mm)

**F Upright Clear Cap**

- High impact molded plastic cap finishes open top end of Upright
- Provision for tapered or threaded stem sign holders
- Fits Telescoping Upright knockout in Top/Lower Spanner

UCC

UCC Upright Cap, Clear



G Metal Upright End Cover

- Metal cover trims off end Upright of all runs
- Easy snap-on positive locking
- Standard colors:
Sahara, Chocolate, Snow White
- Optional colors available
- Nominal Height minimum of 60" to 72" in 6" increments (1524 mm to 1829 mm in 152 mm increments)

VC-(NH)

- VC Metal Upright End Cover
- NH Nominal Height 60" to 96" in 6" increments
(914 mm to 2438 mm in 152 mm increments)



H Top Spanner

- Snap-in spanner secures uprights at equal spacing, traps back panels and trims top of section
- Electrical and telescoping Upright knockouts
- For 2' x 3': NW 18" (457 mm)
- For 3' x 4': NW 24" (610 mm)

STL-(NW)

- STL Top Spanner
- NW Nominal Width 18" or 2'
(457 mm or 610 mm)




I Standard Base Shelf

- Formed price tag molding matches molding on upper shelves (see SUS)
- Heavy-gauge shelf bracket features lock tab to ensure quick installation and precision alignment
- Load capacity 600 lbs in all sizes, based on evenly distributed static loading
- Flush Front option available
- For 2' x 3': NW 18", ND 12"
(NW 457 mm, ND 305 mm)
- For 3' x 4': NW 24", ND 18" or 24"
(NW 610 mm, ND 457 mm or 610 mm)

SBS-(NW)(ND)

- SBS Standard Base Shelf
- NW Nominal Width 18" or 2' (457 mm or 610 mm)
- ND Nominal Depth 12", 18" or 24"
(305 mm, 457 mm or 610 mm)



Configurable Options

TYPE-OPT

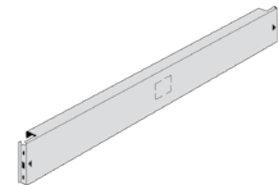
- TYPE Blank=Perforated
NP=Non-Perforated
- OPT Optional Covering:
L=Laminate, C=Carpet, F=Fabric

J Kickplate

- For 2' x 3': NW 18" (457 mm)
- For 3' x 4': NW 24" (610 mm)

KP-(NL)-5

- KP Kickplate
- NW Nominal Length 18" or 2'
(457 mm or 610 mm)
- 5 Nominal Height 5" (127 mm)

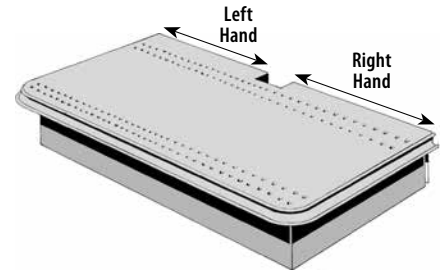


K Metal End Flat, 2' x 3'

- For a completely finished wraparound end look with widths to match all Gondola Bases
- Partially assembled to expedite installation
- Kickplate assembly slips into Gondola Base Shoes, replacing Base End Covers, prior to installing End Frame
- Continuous tag molding matches all Standard Upper Shelves and has 2" (51 mm) radius safety corners
- End Flat accommodates 1¼" (32 mm) tags and has four-point top leveling of shelf assembly

PAPMEF101212-S5

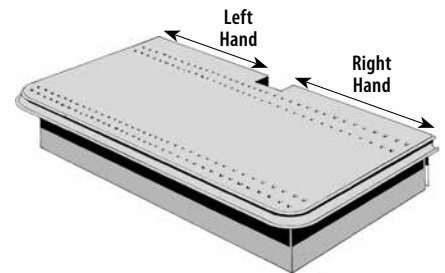
- PAP Partially Assembled, Perforated
 MEF Metal End Flat
 10 Nominal Depth 10" (254 mm)
 12 Nominal Width Left-Hand 12" (305 mm)
 12 Nominal Width Right-Hand 12" (305 mm)
 S Standard Shelf
 5 Nominal Base Height 5" (127 mm)

**K Heavy-Duty Metal End Flat, 3' x 4'**

- For a completely finished wraparound end look with widths to match Gondola Bases
- Partially assembled to expedite installation
- Kickplate assembly slips into Gondola Base Shoes, replacing Base End Covers, prior to installing End Frame
- Continuous tag molding matches all Standard Upper Shelves and has 2" (51 mm) radius safety corners
- End Flat accommodates 1¼" (32 mm) tags and has four-point top leveling of shelf assembly

HDPAPMEF12-1818-S5

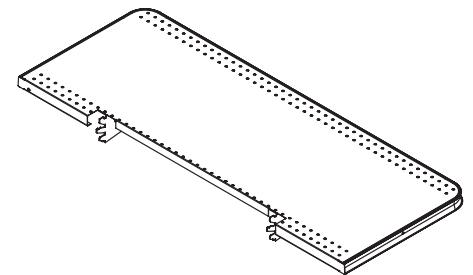
- HD Heavy-Duty
 PAPMEF Partially Assembled Perfed Metal End Flat
 12 Nominal Depth 12" (305 mm)
 18 Nominal Left-Hand Base 18" (457 mm)
 18 Nominal Right-Hand Base 18" (457 mm)
 S Standard Shelf
 5 Base Height 5" (127 mm)

**L Wrap Around Notched Upper Shelf**

- Specially designed for a completely finished end look
- Continuous tag molding with 2" (51 mm) radius safety corners
- Accommodates 1¼" (32 mm) tags
- Tag molding matches all Standard Shelves and End Flats
- For 2' x 3': NW 36", ND 12", 18" or 24" (NW 914 mm, ND 305 mm, 457 mm or 610 mm)
- For 3' x 4': NW 48", ND 12", 18" or 24" (NW 914 mm, ND 305 mm, 457 mm or 610 mm)

WAUSN(NW)(ND)

- WAUSN Wraparound Notched Upper Shelf
 NW Nominal Width 36" or 48" (914 mm or 1219 mm)
 ND Nominal Depth 12", 18" or 24" (305 mm, 457 mm, or 610 mm)



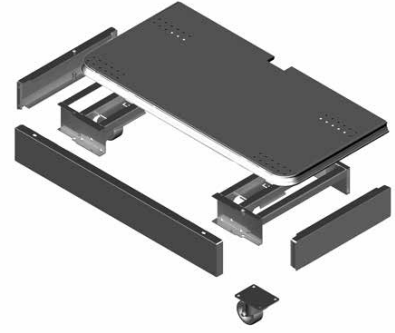
Casters for Feature Aisle Display

M Mobile Gondola End Deck

- To attach end deck to Mobile Gondola, order a Mobile Gondola End Deck to permit mobility in entire fixture run
- Contains two caster runners and front and side kickplates
- Caster runners connect to Madix Base Shoes, allowing for a completely mobile Gondola
- Includes Wraparound Base Shelf
- Load capacity is 400 lbs
- For 2' x 3': ND 12", LSD 12", RSD 12" (ND 305 mm, LSD 305 mm, RSD 305 mm)
- For 3' x 4': ND 12", LSD 18", RSD 18" (ND 305 mm, LSD 457 mm, RSD 457 mm)

MGED(ND)(LSD)(RSD)(NP)

- MGED Mobile Gondola End Deck
- ND Nominal Depth 12" (305 mm)
- LSD Left Side Depth 12" or 18" (305 mm or 457 mm)
- RSD Right Side Depth 12" or 18" (305 mm or 457 mm)
- NP Blank=Perforated
NP=Non Perforated




N Open Back Stiffener

- For 2' x 3': NW 18" (457 mm)
- For 3' x 4': NW 24" (610 mm)

OBS-(NL)

- OBS Open Back Stiffener
- NL Nominal Length 18" or 2' (457 mm or 610 mm)

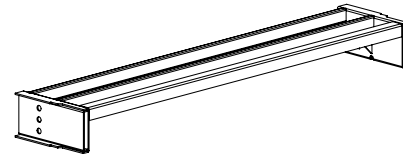


O Mobile Gondola Plate Caster Runner

- For 2' x 3': NW 18" (457 mm)
- For 3' x 4': NW 24" (610 mm)

MGPCR-(NW)

- MGP Mobile Gondola Plate
- CCR Caster Runner
- NW Nominal Width 18" or 2' (457 mm or 610 mm)

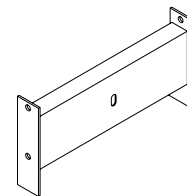


P Seismic Tie Bar

- Stabilizes Maxi Line Basic Uprights when required by local or state building codes
- Bar may also be used if additional support is necessary for larger loads
- Hardware pack included
- For 2' x 3': NW 18" (457 mm)
- For 3' x 4': NW 24" (610 mm)

SCS-(NW)

- SCS Seismic Tie Bar
- NW Nominal Width 18" or 2' (457 mm or 610 mm)




Round Feature Aisle Display

- Efficiently display merchandise in main aisles or high-traffic areas of stores
- Perfect for both small and large sales floors
- Boosts sales by displaying merchandise completely around the fixture
- Utilize the shelves alone, or combine with pegboard for displaying pegged merchandise
- Load capacity 800 lbs in all sizes, based on evenly distributed static loading (DO NOT move fully loaded)

Round Unit Parts List

Part Number	Part Number	Quantity	Notes
A	B(TYPE)-(NW)(NH) Back Panel	2	12" x 54"
B	BU-(NH) Basic Upright	2	54" (36" to 96" in 6" increments)
C	BSSIL-(ND) Base Shoe, Straight-In Locking	4	16"
D	SBS-(NW)(ND) Standard Base Shelf	2	12" x 16"
E	KP-(NL) Kickplate	2	12"
F	SUS-(NW)(ND) Standard Upper Shelf	8	12" x 16"
G	BUESI(NH) Basic Upright for End Shelf	2	54", Insert Only
H	RMUSM(NR) Rounded Metal Upper Shelf Modified	8	16"
I	RMBS(NW)(ND) Rounded Metal Base Shelf Assembly	2	32" x 16"
J	RMBKP(NW)(ND) Rounded Metal Base Kick Plate	2	32" x 16"
K	STL-1 Top Spanner	1	12"
L	SC-1 Center Spanner	1	12"
M	SL-1 Lower Spanner	1	12"
N	SCS-1 Seismic Tie Bar	2	12"



Hidden Parts

C K L M N

A Back Panel

- Choose either Pegboard or Hardboard

B(TYPE)-(NW)(NH)

B Back
 TYPE P=Pegboard, H=Hardboard
 NW Nominal Width 3' or 4'
 (914 mm or 1219 mm)
 NH Nominal Height
 36" to 72" in 6" increments
 (914 mm to 1829 mm
 in 152 mm increments)




B Basic Upright

- Slotted 1" (25 mm) OC for flexibility plus maximum space
- Comprised of heavy gauge, high tensile steel components welded into a single unit with a 15,000 inch-pound rating
- All Basic Uprights have integral leveler

BU-(NH)

BU Basic Upright
 NH Nominal Height 36" to 144" in 6" increments
 (914 mm to 3658 mm in 152 mm increments)




C Base Shoe, Straight In Locking

- Projection-welded high tensile steel gives maximum load capacity
- Exclusive "I" beam design is 5" (127 mm) low
- Screwdriver leveling and electrical access
- Straight-in insertion does not require tipping of the Basic Upright for installation
- Finishes are random unless "Chocolate" specified

BSSIL-(ND)

BSSIL Straight In Locking Base Shoe
 ND Nominal Depth 12" to 30" in 2" increments
 (304 mm to 762 mm in 50 mm increments)




D Standard Base Shelf

- Formed price tag molding matches molding on upper shelves
- Heavy-gauge shelf bracket features lock tab to ensure quick installation and precision alignment
- Load capacity 600 lbs in all sizes, based on evenly distributed static loading
- Flush Front option available

SBS-(NW)(ND)

SBS Standard Base Shelf
 NW Nominal Width 2' to 4' in 6" increments
 (610 mm to 1219 mm in 152 mm increments)
 ND Nominal Depth 12" to 30" in 2" increments
 (305 mm to 762 mm in 51 mm increments)



Configurable Options

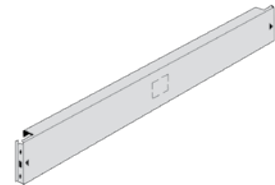
TYPE-OPT

TYPE Blank=Perforated
 NP=Non-Perforated
 OPT Optional Covering:
 L=Laminate, C=Carpet, F=Fabric

E Kickplate

KP-(NL)

KP Kickplate
 NL Nominal Length 12"
 (305 mm)



E Standard Upper Shelf

- 1¼" (32 mm) tag molding integrally formed into front edge of shelf surface
- Load capacity, flat position:
 - 6" (152 mm) to 8" (203 mm) depths=300 lbs
 - 10" (254 mm) to 24" (610 mm) depths=500 lbs
 - 26" (660 mm) to 30" (762 mm) depths=400 lbs
- Load capacities based on evenly distributed static loading

SUS-(NW)(ND)

- SUS Standard Upper Shelf
 NW Nominal Width 2' to 4' in 6" increments
 (610 mm to 1219 mm in 152 mm increments)
 ND Nominal Depth 8" to 30" in 2" increments
 (203 mm to 762 mm in 51 mm increments)

Configurable Options**TYPE-OPT**

- TYPE Blank=Perforated, NP=Non-Perforated
 OPT Optional Covering
 L=Laminate, C=Carpet, F=Fabric

**G Basic Upright for End Shelf Insert Only**

- For use with Round Metal Upper Shelf
- Field assembles to Basic Upright

BUESI(NH)

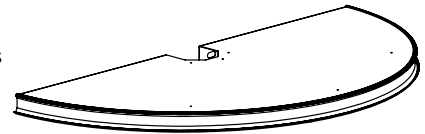
- BUESI Basic Upright End Shelf Insert Only
 NH Nominal Height 48" to 78" in 6" increments
 (1219 mm to 1981 mm in 152 mm increments)

**H Round Metal Upper Shelf Modified**

- Allows continuous display of product at the end of a gondola run
- Does not block view of merchandise
- Load capacity for upper shelf is 200 lbs

RMUSM(NR)

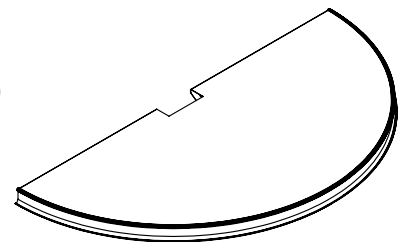
- RMUSM Round Metal Upper Shelf Modified
 NR Nominal Radius 12" to 24" in 2" increments
 (305 mm to 610 mm in 51 mm increments)

**I Round Metal Base Shelf**

- Allows continuous display of product at the end of a gondola run
- Does not block view of merchandise
- Load capacity for base shelf is 300 lbs

RMBS(NW)(ND)

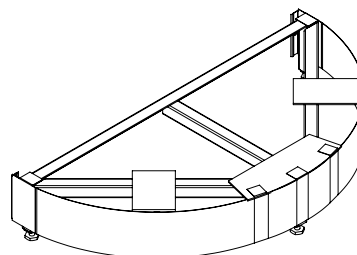
- RMBS Round Metal Base Shelf
 NW Nominal Width 24" to 48" in 4" increments
 (610 mm to 1219 mm in 102 mm increments)
 ND Nominal Depth 12" to 24" in 2" increments
 (305 mm to 610 mm in 51 mm increments)

**J Round Metal Base Kickplate**

- Mounts into gondola Base Shoes
- Required when Base Shelf is ordered
- Standard finishes: Chocolate or Black

RMBKP(NW)(ND)

- RMB Round Metal Base
 KP Kickplate
 NW Nominal Width 24" to 48" in 4" increments
 (610 mm to 1219 mm in 102 mm increments)
 ND Nominal Depth 12" to 24" 2" increments
 (305 mm to 610 mm in 51 mm increments)



K Top Spanner

- Snap-in spanner secures uprights at equal spacing, traps back panels and trims top of section
- Electrical and telescoping Upright knockouts

STL-(NW)

STL Top Spanner
 NW Nominal Width 3' or 4'
 (914 mm or 1219 mm)



L Center Spanner

- Galvanized snap-in spanner ensures back panel rigidity
- Electrical and telescoping upright knockouts
- Galvanized only

SC-(NW)

SC Center Spanner
 NW Nominal Width 3' or 4'
 (914 mm or 1219 mm)



M Lower Spanner

- Snap-in spanner secures uprights at equal spacing and supports back panels
- Electrical knockouts

SL-(NW)

SL Lower Spanner
 NW Nominal Width 3' or 4'
 (914 mm or 1219 mm)

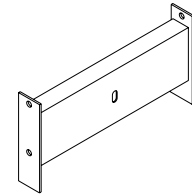


N Seismic Tie Bar

- Stabilizes Maxi Line Basic Uprights when required by local or state building codes
- Bar may also be used if additional support is necessary for larger loads
- Hardware pack included

SCS-(NW)

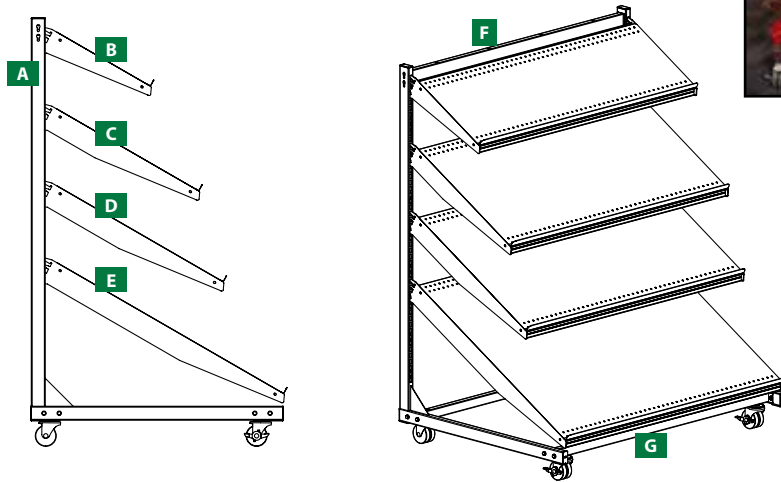
SCS Seismic Tie Bar
 NW Nominal Width 18" or 2'
 (457 mm or 610 mm)



Mobile Produce Display


- Attractively display fresh produce
- Showcase specialty items around the store
- Easily reposition

Parts Required for Mobile Produce Display			
Part Number	Description	Qty.	
A	TLPDU	Upright Assembly	2
B	PUSD3PR4816	16" Produce Shelf, 3-Position, 30° Downtilt	1
C	PUSD3PR4824	24" Produce Shelf, 3-Position, 30° Downtilt	1
D	PUSD3PR4828	28" Produce Shelf, 3-Position, 30° Downtilt	1
E	PUSD3PR4838	38" Produce Shelf, 3-Position, 30° Downtilt	1
F	PTTAS48	Top Tie Bar 48"	1
G	PTBCK48	Bolt on Caster Kit	1



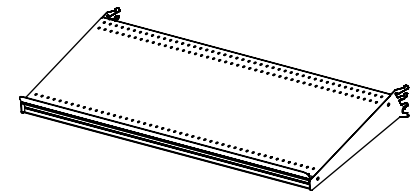
A Produce Display Upright Assembly

TLPDU
TLPDU Produce Display Upright



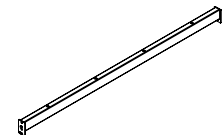
B - E Produce Shelf, 3-Position, 30° Downtilt

PUSD3P(OPT)48(ND)
 PUSD Produce Upper Shelf Double Perforation
 3P Three Position
 OPT Blank=without Retainer
 R=Retainer
 48 Nominal Width 48" (1219 mm) only
 ND Nominal Depth 16" to 38" in 2" increments
 (406 mm to 965 mm in 51 mm increments)



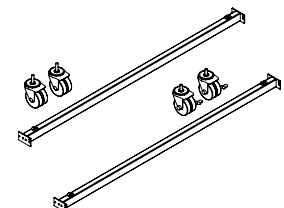
F Produce Display Top Tie Bar

PTTAS48
 PTTAS Produce Display Top Tie Bar
 48 Nominal Width 48" (1219 mm) only



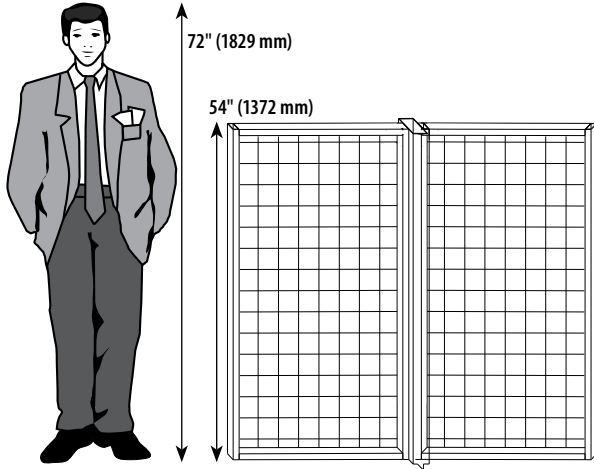
G Produce Display Bolt-on Casters Kit

PTBCK48
 PTB Produce Display Bolt-On
 CK Caster Kit
 48 Nominal Width 48" (1219 mm) only



Wire Promotional Lobby Fixture

Retailers may generate interest in promotional merchandise by utilizing the Wire Promotional Lobby Fixture. It may be assembled in different configurations that work perfectly for lobbies or between aisles. The design allows for easy setup or dismantling of this display.

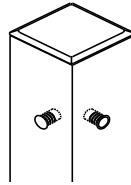


A Wire Promotional Lobby Fixture Center Post


- 2½" x 2½" (64 mm x 64 mm) square tubing, 54" (1372 mm) high
- Each post includes a riv-nut on each side at both ends to attach the Wire Promotional Lobby Fixture Panels

PLFCP-(NH)

PLFCP Wire Promotional Lobby Fixture Center Post
NH Nominal Height 54" (1372 mm)



Detail Of Riv-Nut On Post Ends

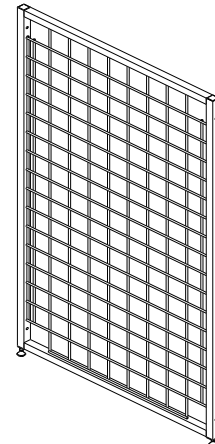


B Wire Promotional Lobby Fixture Panel

- Constructed of a 3" x 3" (76 mm x 76 mm) wire grid pattern and framed with 1" (25 mm) square tubing
- 30"W x 54"H (762 mm x 1372 mm)
- Levelers are included for leveling fixture
- Will accept standard 3" (76 mm) OC wire accessories
- Panel attaches to the Lobby Fixture Post by bolting into the riv-nuts

WPLFP-(NH)(NW)

WPLFP Wire Promotional Lobby Fixture Panel
NH Nominal Height 54" (1372 mm)
NW Nominal Width 30" (762 mm)

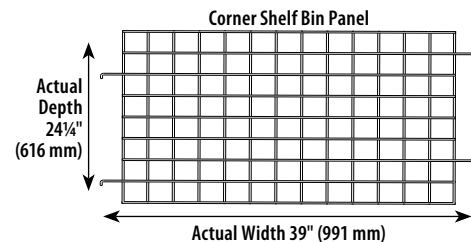
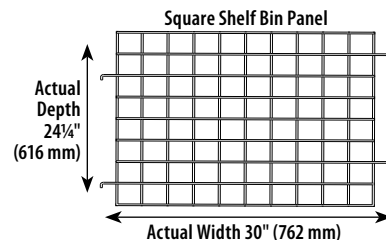


C Wire Promotional Lobby Fixture Bin Panel

- Forms bins above shelf WPLFSS-30
- Panels are attached with welded-on hooks resting on the shelves, creating a bin that allows displaying for bulk-item display

WPLFBP-30-(OPT)

WPLFBP.... Wire Promotional Lobby Fixture Bin Panel
 30.... Nominal Size 30" (762 mm)
 OPT.... Shelf Type:
 S=Square Shelf Bin Panel
 C=Corner Shelf Bin Panel

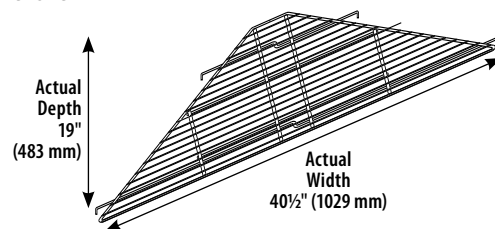


D Wire Promotional Lobby Fixture Corner Shelf

- Attaches to panels using hooks welded to shelves
- 1" (25 mm) OC wire spacing
- Load capacity is 25 lbs

WPLFCS-30

WPLFCS.... Wire Promotional Lobby Fixture Corner Shelf
 30.... Nominal Width 30" (762 mm)

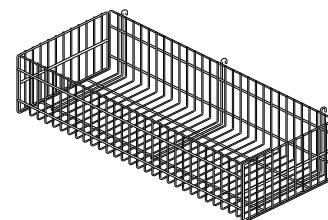


E Wire Promotional Lobby Fixture Classic Basket

- Attaches to panels using hooks welded to shelves
- 30"W x 12"D x 8"H (762 mm x 305 mm x 203 mm)
- 1" (25 mm) OC wire spacing
- Load capacity is 25 lbs

WPLFCB-(NW)(ND)

WPLFCB.... Wire Promotional Lobby Fixture Classic Basket
 NW.... Nominal Width 30" (760 mm)
 ND.... Nominal Depth 12" (305 mm)

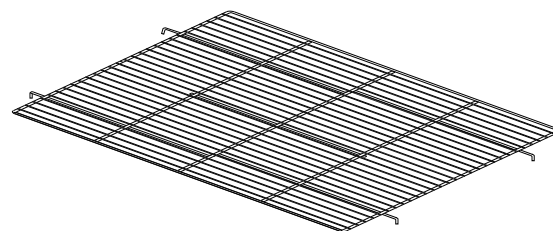


Wire Promotional Lobby Fixture Square Shelf

- Attaches to panels using hooks welded to shelves
- 30 1/2"W x 29"D (775 mm x 737 mm)
- 1" (25 mm) OC wire spacing
- Load capacity is 25 lbs

WPLFSS-30

WPLFSS.... Wire Promotional Lobby Fixture Square Shelf
 30.... Nominal Size 30" (762 mm)



Utility Bins


Durable and economical, Utility Bins are available in several styles to satisfy almost any requirement. They provide an efficient solution to seasonal and spot-promotional displays. Bins fold flat for easy shipping and storage, white built-in sign holders and legs keep the unit off the floor to aid in cleaning. Adjustable shelves allow displays to always look full.

Dump Bin

- Display large quantities of excess bulk items
- Center wire shelf designed for easy adjustment
- Breaks down easily, can be stored flat
- 7" x 11" sign holder (178 mm x 279 mm)
- Included as standard is 3/8"-24 thread 5 1/2" sign holder stem that can fit other brands of signs that accommodate stem
- Load capacity is 200 lb

DBS-(NW)(ND)-(OPT)

- DBS Dump Bin
- NW Nominal Width 18" to 24" in 2" increments
(457 mm to 610 mm in 51 mm increments)
- ND Nominal Depth 18" to 24" in 2" increments
(457 mm to 610 mm in 51 mm increments)
- OPT SH=With Sign Holder
Blank=Without Sign Holder




Bulk Basket

- Easy assembly with loop and pin connectors
- Four flat panels for minimum storage space
- .375 frame wire and .250 vertical wires on 1 3/4" (44 mm) centers rest on Maxi Line Base Shelf or floor

BBSKT(NW)(ND)-(FH)(RH)

- BBSKT Bulk Basket
- NW Nominal Section Width 36" or 48"
(914 mm or 1219 mm)
- ND Nominal Base Shelf Depth 18" to 30" in 2" increments
(457 mm to 762 mm in 510 mm increments)
- FH Front Height 24" (610 mm) only
- RH Rear Height 30" (762 mm) only

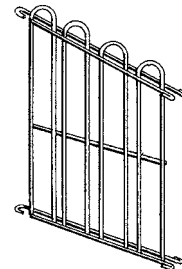


Bulk Basket Divider

- Divider for Bulk Basket [BBSKT(NW)(ND)-(FH)(RH)]

BBSKTD(ND)-(FH)(RH)

- BBSKTD Bulk Basket Divider
- ND Nominal Depth 18" to 30" in 2" increments
(457 mm to 762 mm in 510 mm increments)
- FH Front Height 24" (610 mm) only
- RH Rear Height 30" (762 mm) only



Regular Bin

- Adjustable shelf mounts in three positions



WB08(NW)(NL)(NH)-(FIN1)

WB08 Utility Bin

NW Nominal Width 15", 17"
(381 mm, 432 mm)

NL Nominal Length 15", 18"
(381 mm, 457 mm)

NH Nominal Height 30" (762 mm)

Finish Code

FIN1


FIN1 PC059 = Satin Black

PC811 = Cream

PC812 = Dove Gray

PC829 = White

N = Nickel



Tapered Bin

- Adjustable shelf mounts in two positions



WB08(NW)(NL)(NH)

WB08 Utility Bin

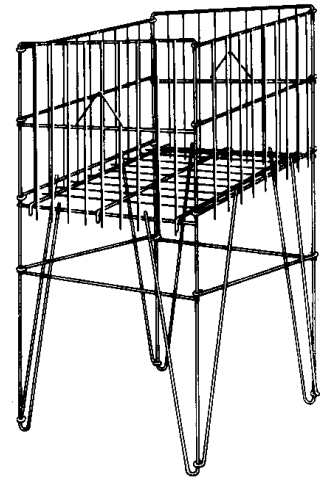
NW Nominal Width 15" (381 mm)

NL Nominal Length 16" (406 mm)

NH Nominal Height 30" (762 mm)

NOTE!

Merchandise not to
extend above sides of bins.



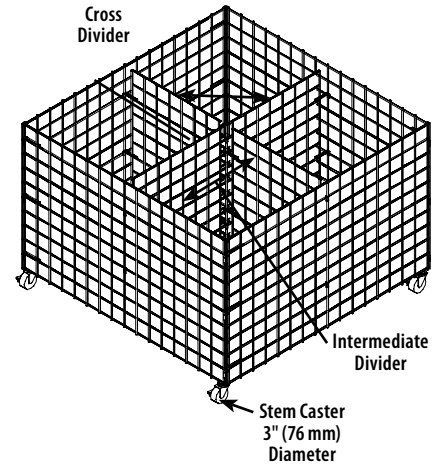
Grid Dump Table

- Grid shelf adjusts from floor to top of unit in 3" (76 mm) increments
- Locking casters facilitate relocation and cleaning
- Unit ships unassembled
- Standard finishes: Cream, White, Black, Dove Gray and Chrome
- Load capacity is 600 lbs

NOTE!
Merchandise not to extend above sides of Dump Table.

DT(NW)(NL)(NH)U

- DT Grid Dump Table
- NW Nominal Width
24" to 48" in 12" increments
(610 mm to 1219 mm
in 305 mm increments)
- NL Nominal Length
24" to 48" in 12" increments
(610 mm to 1219 mm
in 305 mm increments)
- NH Nominal Height 30" (762 mm)
- U U=Dump Table



Grid Dump Divider

- 3" x 3" (76 mm x 76 mm) wire pattern
- Hook and slot design permits flat storage and economical shipment
- Easy assembly, no tools required
- Sizes range in length and width and are 30" (762 mm) high
- Optional intermediate dividers separate the table into two compartments; for use with the shelf in the lowest position
- By adding optional cross dividers you can separate the table into four compartments

DV3324(OPT1)(OPT2)

- DV3324 Grid Dump Divider
- OPT1 Part Code (See Chart)
- OPT2 ID=Intermediate Divider
CD=Cross Divider

Intermediate Divider

Dump Table	Part Number
24"W x 24"L x 30"H	DV332425ID
24"W x 48"L x 30"H	DV332425ID
36"W x 36"L x 30"H	DV332437ID
48"W x 48"L x 30"H	DV332449ID

Cross Divider

Dump Table	Part Number
24"W x 24"L x 30"H	DV332412CD
24"W x 48"L x 30"H	DV332425ID
36"W x 36"L x 30"H	DV332418CD
48"W x 48"L x 30"H	DV332424CD

Wire Grid Dump Table

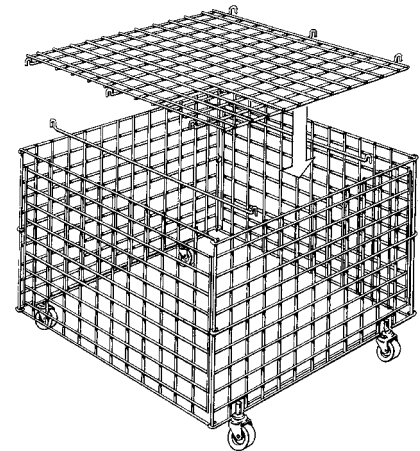
- Regular-duty 3" x 3" (76 mm x 76 mm) wire grid units constructed of 1/4" (6 mm) wire
- Heavy-Duty constructed of 5/16" (8 mm) wire
- Four panels are hinged at ends to fold flat for storage
- Removable square shelf is same construction as side panels and rests on horizontal wires of sides for height adjustment
- Locking swivel casters are standard on both heavy-duty and regular-duty
- 3" (76 mm) diameter swivel casters are load rated at 360 lbs total

WGDT-(NW)(NH)

- WGDT Wire Grid Dump Table, Regular-Duty
- NW Nominal Width 24", 30", 36"
(610 mm, 762 mm, 914 mm)
- NH Nominal Height 30" or 36"
(762 mm or 914 mm)

WGDT-(NW)(NH)-HD

- WGDT Wire Grid Dump Table
- NW Nominal Width 24", 36", 48"
(610 mm, 914 mm, 1219 mm)
- NH Nominal Height 30" (762 mm)
- HD Heavy-Duty



Bulk Display Bin

- Provides an ideal way to display merchandise of all sizes and shapes
- Bungee cords allow for easy access to merchandise inside bin
- Customers may easily pull merchandise in and out of display
- Designed to be placed on either a 48" x 18" (1219 mm x 457 mm) or 48" x 24" (1219 mm x 610 mm) Maxi Line Base Shelf, or it may be used as a freestanding unit
- For information on additional sizes and cord options, please contact your Madix sales representative

NOTE!

If used on a Base Shelf, the Bulk Display Bin must be securely attached with included hardware to ensure safety.

BBDB-(NH)(NW)(ND)(GH)-(OPT)

BBDB Bulk Ball Display Bin

NH Nominal Height 66", 72", 78" (1676 mm, 1829 mm, 1981 mm)

NW Nominal Width 36" or 48" (914 mm or 1219 mm)

ND Nominal Depth 18" or 24" (457 mm or 610 mm)

GH Grid Height 10" or 22" (254 mm or 559 mm)

OPT Elastic Cord Quantity Option

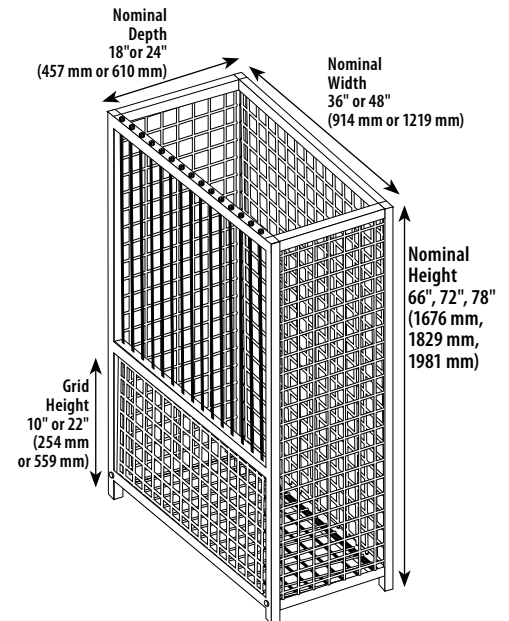
Blank=Standard Quantity of Chords

17 Cords for 36"W (914 mm) or 23 Cords for 48"W (1219 mm)

1= Every Other Cord

3= Every Third Cord

4= Every Fourth Cord



Wire Rolling Basket

- Useful for displaying and moving bulk merchandise
- Total unit height, including casters, is approximately 28"H (711 mm)
- Interior basket is 25"W x 12"D (635 mm x 305 mm)
- Basket assembly is 2" x 2" (51 mm x 51 mm) wire grid pattern and is bolted to the metal base
- Unit ships fully assembled
- Load capacity is 360 lbs

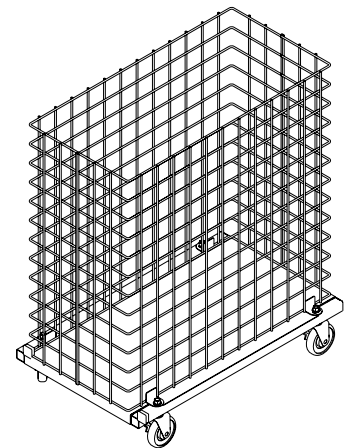
WRFTB-252515

WRFTB Wire Rolling Basket

25 Nominal Width 25" (635 mm)

25 Nominal Height 25" (635 mm)

15 Nominal Depth 15" (381 mm)

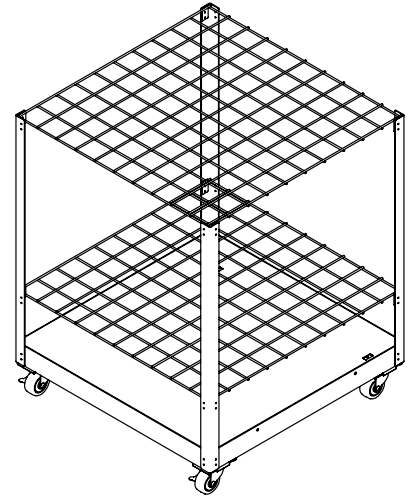


Golf Shaft Rolling Rack

- Mobile unit is easy to relocate

GSRR(NH)(ND)(NW)

GSRR Golf Shaft Rolling Rack
 NH Nominal Height 40" (1016 mm)
 ND Nominal Depth 32" (813 mm)
 NW Nominal Width 32" (813 mm)

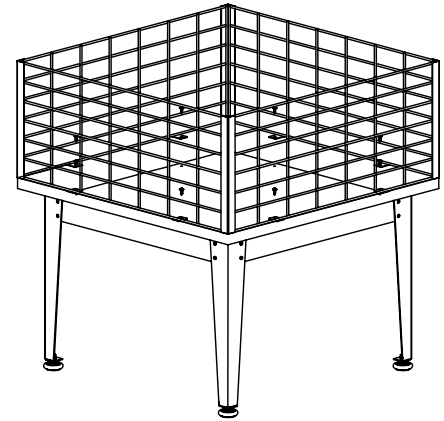


Promo Table with Top Wire Bin

- Useful for displaying and moving bulk merchandise
- Unit ships fully assembled

PT(NW)(ND)(NH)

PT Promo Table with Top Wire Bin
 NW Nominal Width 30" (762 mm)
 ND Nominal Depth 30" (762 mm)
 NH Nominal Height 32" (813 mm)

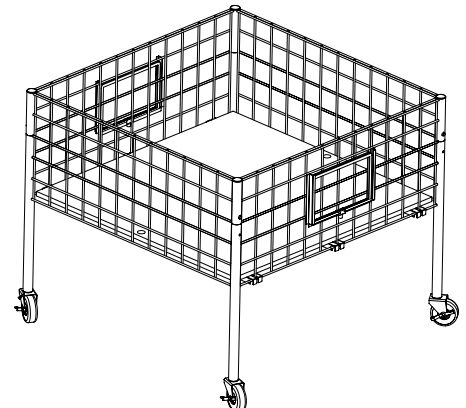


Wire High Rolling Bulk Basket

- Offers a variety of sizes to accommodate the retailer's specific need
- Basket had a nominal height of 15" (381 mm)
- Each Nominal Side 2 (NS2) contains a sign holder measuring 7"H x 11"W (178 mm x 279 mm), providing a convenient, visible display of product information and pricing
- Comes with two 3½" (89 mm) non-locking and two 3½" (89 mm) locking casters
- Load capacity is 360 lbs

WHRBB-(NS1)(NS2)15

WHRBB Wire High Rolling Bulk Basket
 NS1 Nominal Width Side 1
 24", 36" or 48"
 (610 mm, 914mm or 1219 mm)
 NS2 Nominal Width Side 2
 24", 36" or 48"
 (610 mm, 914 mm or 1219 mm)
 15 Nominal Height 15"
 (381 mm)



Trial Size Basket Corral

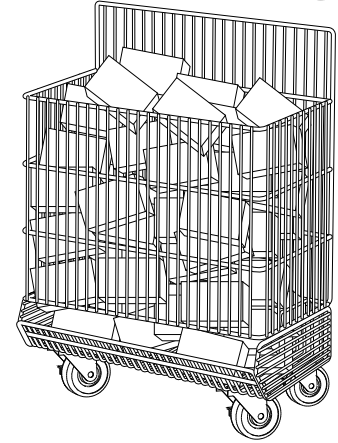
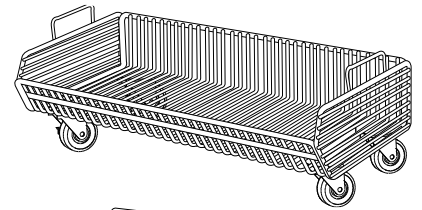
- Trial Size Basket Corral is to be used with Universal Stack Baskets, ordered separately
- The opening between Basket and Corral is contingent upon ordered basket and height of ends
- Opening may be either 3", 5" or 7" (76 mm, 127 mm, 178 mm) for customers to access merchandise within Corral

NOTE!

Order Corral Depth 4" (102 mm)
less than Stack Basket depth.

TSBC-(NW)(NH)(ND)

- TSBC Trial Size Basket Corral
 NW Nominal Width 18" or 24"
 (457 mm or 610 mm)
 NH Nominal Height 24" (610 mm)
 ND Nominal Depth 12" to 18" in 2" increments
 (305 mm to 457 mm in 51 mm increments)



Hanger Caddy

- Keeps garment hangers tidy
- Mobile unit makes transportation of hangers quick and easy

HNGRCADY

- HNGR Hanger
 CADY Caddy



How-To Magazine Display

- Display magazine, books, catalogs and tabloids
- Four baskets, 9½"H x 13"W x 15½"D (241 mm x 330 mm x 394 mm)
- Display frame is 51" (1295 mm) high
- Top and bottom baskets are welded to frame, two other baskets adjustable

HTMD

- HTMD How-To Magazine Display

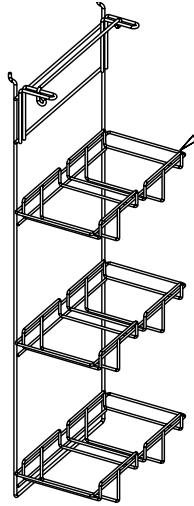


Candy Rack

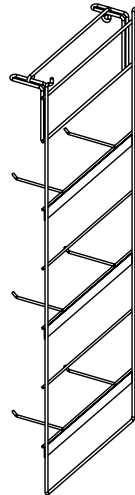
- Rack ships assembled with exception of additional accessories included with Candy Rack
- Additional accessories include side rack with baskets, side rack with hooks, sign holder, and coin box
- Frame constructed of 1" (25 mm) square tubing and has five shelves of varying depths welded to frame
- Each Side Rack is 38 $\frac{7}{8}$ "H and 14"W (987 mm and 356 mm) with either six 4 $\frac{1}{4}$ " (108 mm) hooks or six baskets measuring 6" (152 mm) wide
- Coin Box comes with necessary hardware to attach box
- Sign Holder measures 36" to 48"W x 7 $\frac{1}{2}$ "H (914 mm to 1219 mm x 191 mm)
- Signage may be no larger than 1 $\frac{1}{4}$ " (6 mm) thick

CR-(NW)(ND)

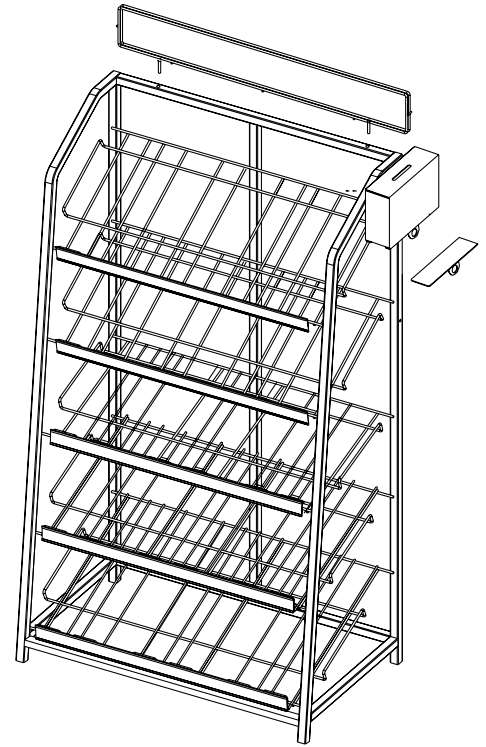
CR.... Candy Rack
 NW Nominal Width 36" or 48"
 (914 mm or 1219 mm)
 ND Nominal Depth 24" (610 mm)



Side Rack with Baskets



Side Rack with Hooks

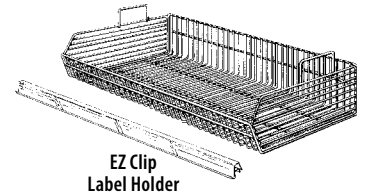


Universal Basket, Stackable

- Ideal for heavier bulk or promotional items, such as canned or cello-packed foods
- Steel wire baskets have 1" OC (51 mm) wire spacing, optional ½" OC (13 mm) wire spacing with welded ends
- Wire dividers have the same wire spacing

UBS(OPT1)-(NW)(ND)(NH)(NH)-(OPT2)

- UBS Universal Basket, Stackable
- OPT1 Mesh Option 5½" OC (13 mm)
Blank=1" OC (2.54 cm)
- NW Nominal Width 24" to 48" in 6" increments
(610 mm to 1219 mm in 152 mm increments)
- ND Nominal Depth 14" to 30" in 2" increments
(35.56 cm to 76.20 cm in 5.08 cm increments)
- NH Nominal Back Height 08" or 10"
(203 mm or 254 mm)
- NH Nominal Front Height 05" (127 mm)
- NH Nominal End Height 08", 10" or 12"
(203 mm, 254 mm, or 305 mm)
- OPT2 Blank=No Casters
C=with Casters



EZ Clip
Label Holder

EZ Clip Label Holder

- Clear plastic extrusion has easy load full-length label protector
- Snaps onto top of basket front

EZ861-(NW)

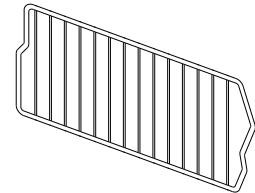
- EZ861 EZ Clip Label Holder
- NW Nominal Depth 36" or 48"
(914 mm or 1219 mm)

Clipless Basket Divider

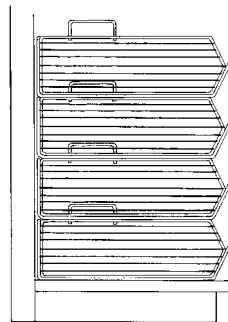
- Easy snap-in/snap-out attachments, allowing for easy repositioning as merchandise requirements change
- Order dividers same size as baskets
- Standard finishes: Sahara, Powder Chrome, and Silver Vein

CBD(OPT1)-(ND)(OPT2)(NH)

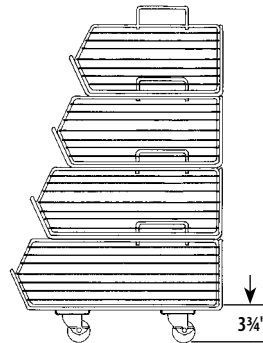
- CBD Clipless Basket Divider
- OPT1 Mesh Option 5½" OC (13 mm)
Blank=1" OC (2.54 cm)
- ND Nominal Depth 12" to 30" in 2" increments
(305 mm to 762 mm in 51 mm increments)
- OPT2 Type of Basket MWB=Madix Wire Basket
UB=Universal Basket
- NH Nominal End Height 08", 10" or 12" for UB
(203 mm, 254 mm, or 305 mm)
Blank=For MWB



- Maximum stack is five baskets high!
- Maximum caster load capacity is 1080 lbs
- Each 3" (76 mm) diameter Swivel caster has side brakes (70 lbs load capacity)



Four 24" depth baskets
On 24" depth base shelf



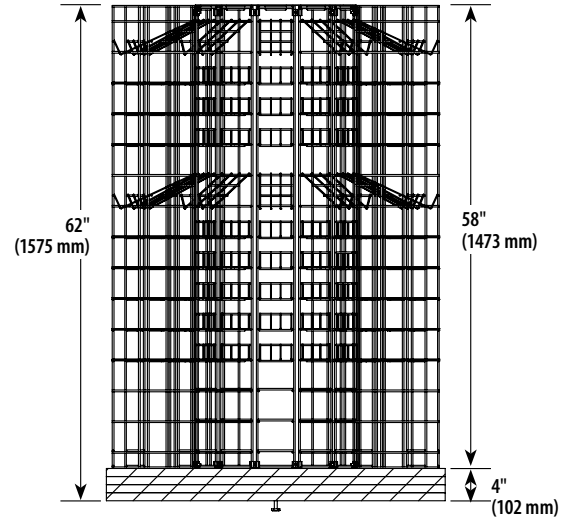
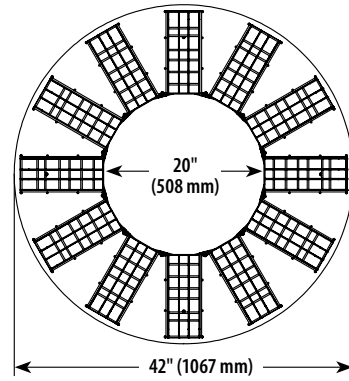
24" depth basket with
22", 20", and 18" tier
on optional casters

Circular Wire Wine Display

- Accommodates 252 wine bottles
- Wire feature is 58"H (1473 mm)
- Sits on 42" diameter x 4"H laminate base (1067 mm x 1067 mm)
- Open wire design allows for high visibility of product
- Displays bottles in 3 positions: standing, lying flat, and angled
- 36 adjustable sheet metal shelves included
- Ships unassembled

CWWD(NH)

CWWD Circular Wire Wine Display
 NH Nominal Height 62" (1575 mm)

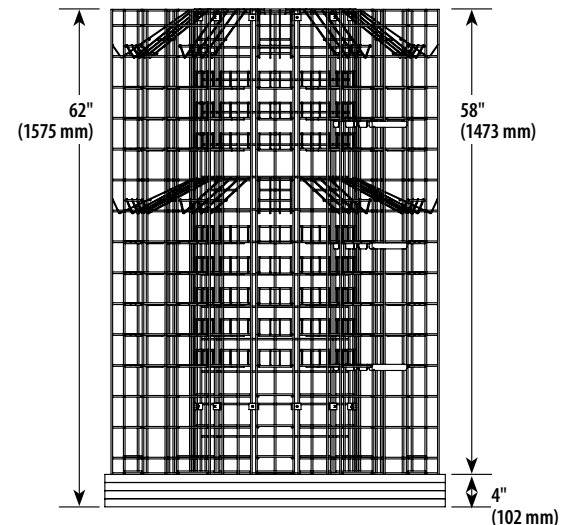
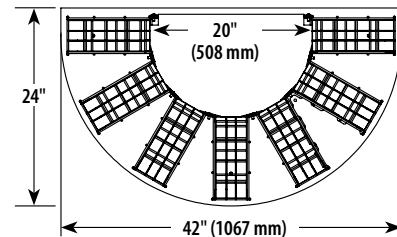


Half Round Wire Wine Display

- Accommodates 139 wine bottles
- Wire feature is 58"H (1473 mm)
- Sits on 42" Diameter x 4"H (1067 mm x 102 mm) laminate base
- Open wire design allows for high visibility of product
- Displays bottles in 3 positions: standing, lying flat, and angled
- 18 adjustable sheet metal shelves included
- Ships unassembled

HRWWD(NW)(ND)(NH)

HRWWD Half Round Wire Wine Display
 NW Nominal Width 42" (1067 mm)
 ND Nominal Depth 24" (610 mm)
 NH Nominal Height 62" (1575 mm)

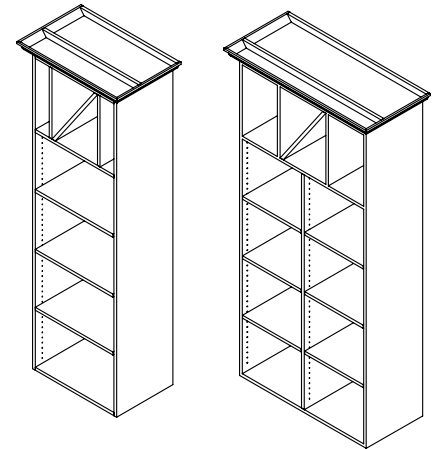


Wood Wine Tower Display

- Laminated wood construction, 3/4" (19 mm)
- Includes 3 adjustable shelves
- Ships fully assembled
- Units 36"W (914 mm) will have center partition between adjustable shelves

WWT(NW)(ND)(NH)

- WWT Wood Wine Tower
 NW Nominal Width 24" or 36"
 (610 mm or 914 mm)
 ND Nominal Depth 16" or 22"
 (406 mm or 559 mm)
 NH Nominal Height 48", 74", 80" or 96"
 (1219 mm, 1880 mm, 2032 mm or 2438 mm)

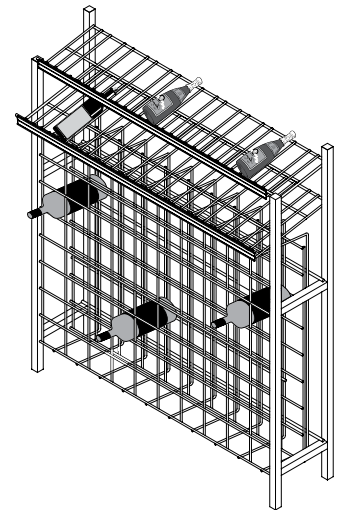


Wire Wine Display

- Two top-slanted stationary shelves allow consumers to see labels of wine bottles stacked in wire bins below
- Wire bins below the top two shelves are 4" x 4" OC (102 mm x 102 mm), holding up to 80 bottles
- Top wire shelf measures 40 7/8"W x 10 1/16"D (1019 mm x 268 mm)
- Bottom wire shelf measures 40 7/8"W x 14 1/16"D (1019 mm x 370 mm)
- Choice of using four levelers or four grater clips to insert into bottom legs for added stability
- Display also includes 1 1/4" (31 mm) metal tag mold
- Load capacity is 450 lbs

WWD

WWD Wire Wine Display



Wire Wine Display, High Capacity

- Bottom wire bins are 4" x 4" OC (102 mm x 102 mm) and can hold up to 80 bottles
- Specific hardware packs may be ordered so the unit will mount directly to the wall or back-to-back (see WWDBBC and WWDWC)
- A single unit when mounted to a wall, can hold 125 wine bottles
- 42 1/4"W x 72 1/2"H x 10"D (1073 mm x 1842 mm x 254 mm)

WWDHC

WWDHC... Wire Wine Display High Capacity

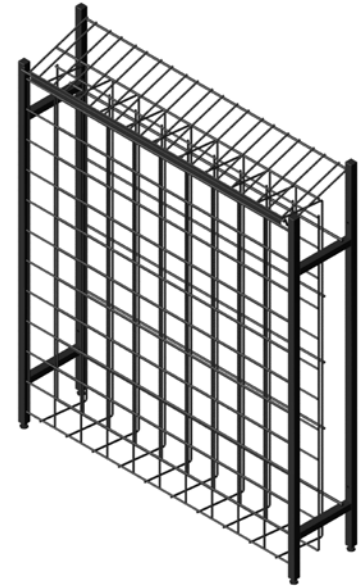


Wire Wine Display, Twelve Row

- Bottles are positioned upwards on an 18° tilt top shelf that keeps bottle corks wet and allows for easy display of bottle labels
- 43½"W x 52"H x 10"D (1105 mm x 1321 mm x 254 mm)
- Individual slots measure 3⅞" (98 mm) OC with 6° tilt
- Holds 20 bottles, allowing ten bottles across and twelve bottles per column
- Specific hardware packs may be ordered so the unit will mount directly to the wall or back-to-back to form a run (see WWDBBC and WWDWC)

WWDTR(OPT)(NW)

WWDTR.... Wire Wine Display Twelve Row
 OPT Blank=52" (1321 mm)
 4EL=4" (102 mm) Extended Leg
 NW Blank=43⅜" (1102 mm)
 24" (610 mm)
 30" (762 mm)



Wire Wine Display Wall Connector

- Used to anchor Wire Wine Display High Capacity to wall

WWDWC

WWD Wire Wine Display
 WC Wall Connector



Wire Wine Display Back-to-Back Connector

- Used to attach two Wire Wine Display High Capacity back-to-back

WWDBBC

WWD Wire Wine Display
 BBC Back-to-Back Connector



Pegboard Spinner Rack

- Two-sided pegboard
- 12" (305 mm) ball-bearing Lazy Susan for easy spinning
- 18"W x 60"H (457 mm x 1524 mm)

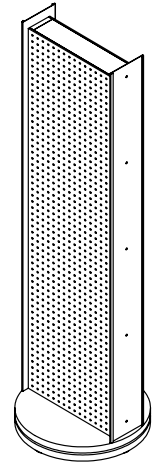
SPRKPGBD601818

SPRKPGBD Spinner Rack Pegboard
 60 Nominal Height 60" (1524 mm)
 18 Nominal Width 18" (457 mm)
 18 Base Diameter 18" (457 mm)

Finish Code

FIN1-FIN2-FIN3-FIN4

FIN1 Metal
 FIN2 Base Laminate
 FIN3 Top Laminate
 FIN4 Pegboard



Slatwall Cube Factory Assembled

- Sides A and B can be equal or different
- Mobile unit allows for easy relocation
- Display gift cards, calling cards, and similar merchandise


SWC-F(NLSA)(NLSB)(NH)

SWC Slatwall Cube
 F Factory Assembled
 NLSA Nominal Length Side A
 8" to 48" in 1" increments
 (203 mm to 1219 mm in 25 mm increments)
 NLSB Nominal Length Side B
 8" to 48" in 1" increments
 (203 mm to 1219 mm in 25 mm increments)
 NH Nominal Height 1" to 96" in 1" increments

Finish Code

(FIN1)(FIN2)(FIN3)(FIN4)

FIN1 Sides
 FIN2 Top
 FIN3 Base
 FIN4 Optional Slatwall Insert

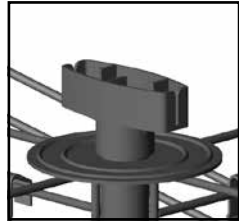


Spinner Rack on Casters

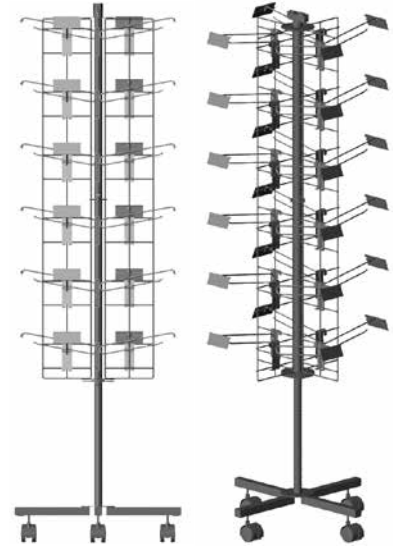
- 13½"W x 60"H (343 mm x 1524 mm)
- 2" (51 mm) diameter locking casters permit mobility
- 24 CNC hooks that have metal tags suitable for displaying additional product information
- CNC hooks measure ½" (4 mm) diameter and have 5¼" (133 mm) of usable space
- Label holders for the scan hooks accept signage measuring 1"H x 2"W (2.54 cm x 5.08 mm)
- Signage holder for top of unit; customer-supplied signage, ¾" (5 mm) thick, slides into place and is secured by gripping sign holder
- Unit ships unassembled
- Load capacity is 30 lbs

SRC60

SRC Spinning Rack on Casters
60 Nominal Height 60" (1524 mm)



Sign Holder Detail



Hat Spinner Display

- Display a variety of hat styles
- Adjustable shelves allow for different height merchandise
- Mobile unit allows for easy relocation

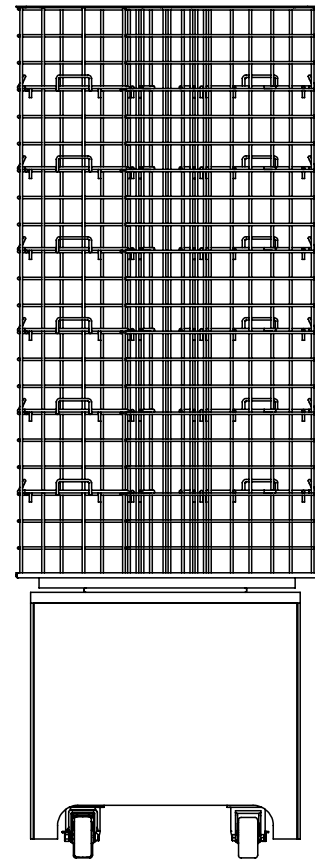
HATST222262

HATST Hat Spinner Display
22 Nominal Width 22" (559 mm)
22 Nominal Depth 22" (559 mm)
62 Nominal Height 62" (1575 mm)

Finish Code

FIN1-FIN2-FIN3-FIN4

- FIN1 Baseside
- FIN2 Basetop
- FIN3 Wire
- FIN4 3mmedge



Circular Hanging Rack

- Fully assembled base has levelers and adjusts from 48" to 72" high (1219 mm to 1829 mm)
- Unit is chrome plated and includes shelf pin set for use with circular top shelf
- Available in 36" and 42" (914 mm and 1067 mm) diameters, 1/4" (32 mm) hangrail

CHR-(OPT)

CHR Circular Hanging Rack
OPT Diameter 36" or 42"
(914 mm or 1067 mm)

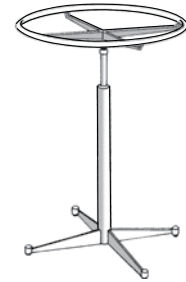


Revolving Round Rack

- All-chrome rack easily adjusts from 48" to 72" high (1219 mm to 1829 mm)
- 36" (914 mm) diameter 1/4" (31 mm) hangrail

RHR-36

RHR Revolving Round Rack
36 Diameter 36" (914 mm)

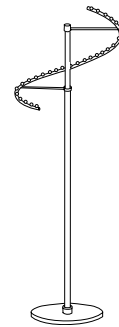


Spiral Rack

- Polished chrome, 29-ball tubular spiral rack adds a flair to merchandising scheme
- Rack stands 66"H x 18" diameter (1676 mm x 457 mm) chrome base

SPIR

SPIR Spiral Rack

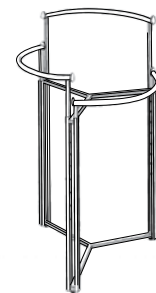


Three Level Circular Rack Double Post

- Three curved 1/4" (31 mm) hangrails individually adjust every 3" (76 mm) from 48" to 72" (1219 mm to 1829 mm) high
- Available in 36" and 42" (914 mm and 1067 mm) diameters and comes complete with levelers

TRI-(OPT)

TRI Three Level Circular Rack
OPT Diameter 36" or 42"
(914 mm or 1067 mm)

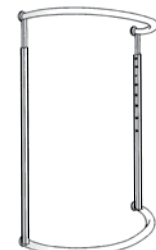


Half Round Rack

- Variety of merchandising arrangements against a wall or back-to-back around a column
- Easily adjustable from 48" to 72" (1219 mm to 1829 mm) high with chrome 1/4" (31 mm) hangrail

HRR

HRR Half Round Rack




Waterfall Costumer

- Chrome-plated unit features two 8-ball slant arms that individually adjust every 3" (76 mm) from 48" to 72" (1219 mm to 1829 mm)

WAC

WAC Waterfall Costumer




Straight Arm Costumer

- Polished-chrome finish; fully adjustable from 48" to 72" (1219 mm to 1829 mm)
- Arms project 16" (406 mm) for maximum flexibility

SAC

SAC Straight Arm Costumer

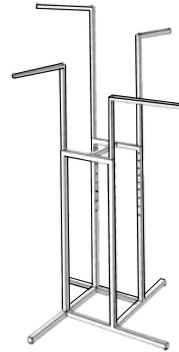


Four Way Costumer, Straight Arm

- Polished-chrome finish; fully adjustable from 48" to 72" (1219 mm to 1829 mm)
- Arms project 16" (406 mm) for maximum flexibility

FWR-SA

FWR Four Way Costumer
SA Straight Arm

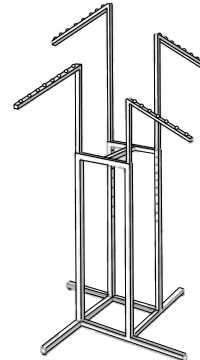


Four Way Costumer, Slant Arm

- Create a waterfall effect for greater sales impact with this all-chrome 4-arm, 8-ball stop costumer
- Each arm projects 16" (406 mm) and is independently adjustable from 48" to 81" (1219 mm to 2057 mm)

FWR-DA

FWR Four Way Costumer
DA Slant Arm

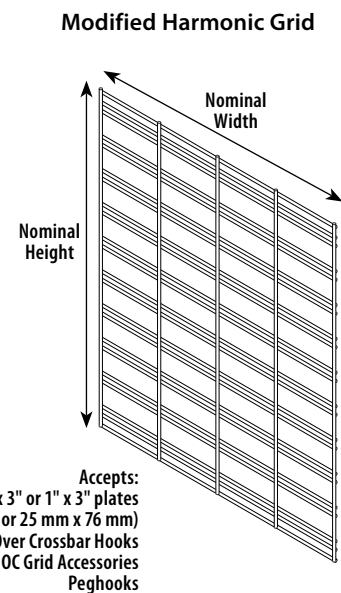
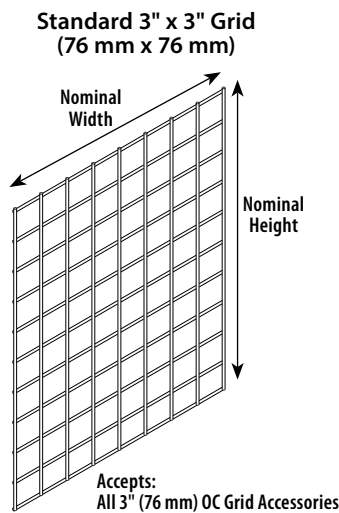


Wire Grid Merchandising Panel 3" x 3" Grid and Modified Harmonic Grid Option

- May be attached directly to the wall using brackets
- Each panel includes three joiner clips for connecting two panels side-by-side
- Requires four Wall Brackets for mounting each panel to the wall
- The panels are available in either a 3" x 3" (76 mm x 76 mm) grid or modified harmonic grid pattern

WGMP-(NH)-(NW)-(OPT1)-(OPT2)

- WGMP Wire Grid Merchandiser Panel
- NH Nominal Height 6" to 48" in 6" increments
(152 mm to 1219 mm in 152 mm increments)
- NW Nominal Width 6" to 48" in 6" increments
(152 mm to 1219 mm in 152 mm increments)
- OPT1 Hardware Pack Option:
Blank=With Clips (with Hardware Pack)
NC=Without Clips (without Hardware Pack)
- OPT2 Grid Type:
Blank=Standard 3"x 3" (76 mm x 76 mm)
SG=Modified Harmonic Grid

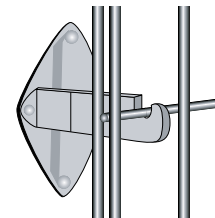


Wall Brackets

- 2" (51 mm) Wall Brackets are used to attach Wire Grid Merchandising Panel to wall
- Each panel requires four brackets
- For up to 48" (1219 mm)

GW3(OPT)

- GW3 Wall Brackets
- OPT Blank=Chrome
B=Black
W=White



3" x 3" Grid Panels

- Sturdy and practical, 3" x 3" (76 mm x 76 mm) Mesh Grid Panels are constructed of heavy-duty 1/4" (6 mm) wire with double end wires
- Grid Panels can be cut in 3" (76 mm) increments to meet your exact specifications

GR33(NW)(NH)

GR33 Grid Panels

NW Nominal Width 24 1/4" or 48 1/4"
(616 mm or 1225 mm)

NH Nominal Height 48 1/4", 60 1/4", 72 1/4", 84 1/4" or 96 1/4"
(1225 mm, 1530 mm, 1835 mm, 2140 mm or 2445 mm)

Finish Code

FIN1

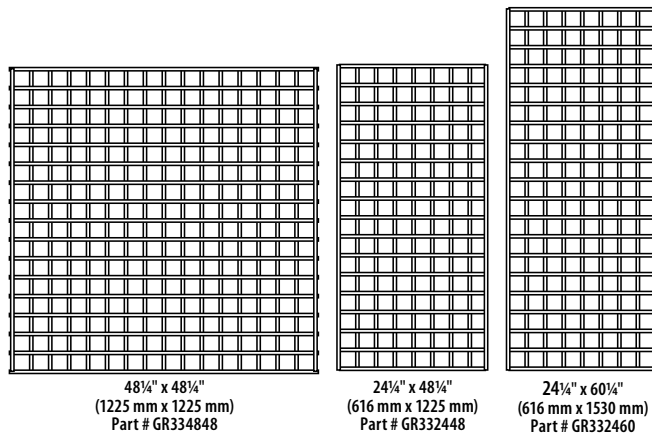
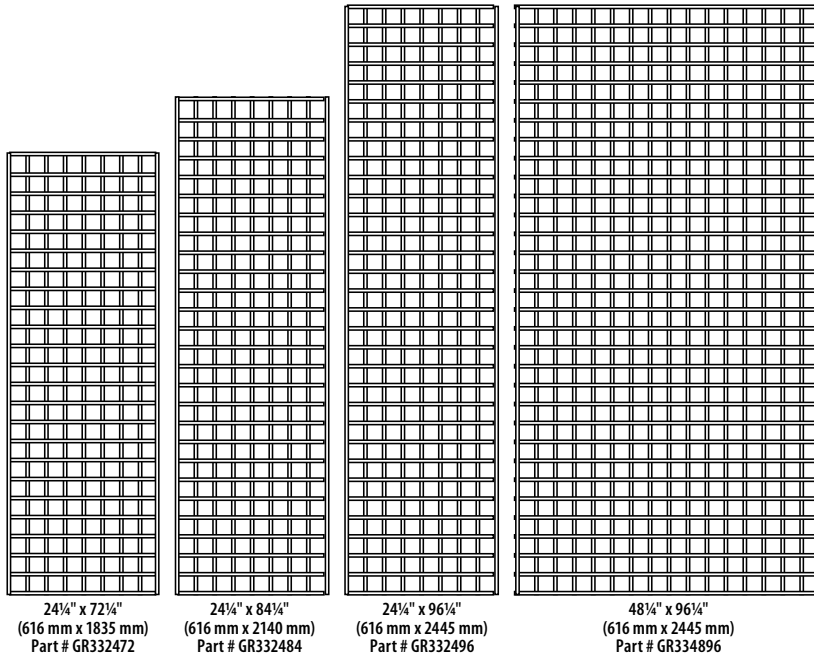
FIN1 Color Option

PC059=Satin Black

PC811=Cream

PC812=Dove Gray

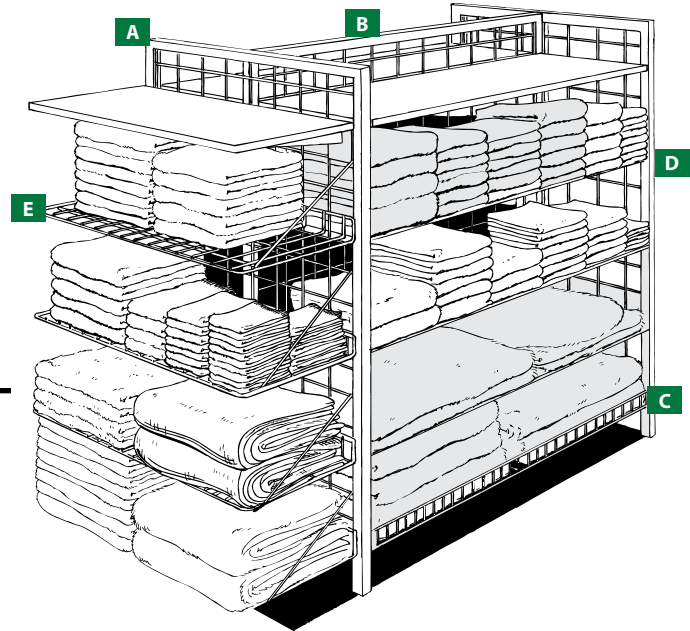
PC829=White



Tubular H Display

The Tubular H Display System is an excellent choice for displaying soft goods. The frames are constructed with square tubular steel. Accessories for wire grid and slatwall-patterned wire grid are sold separately. The wire shelves provide a sturdy platform to stack merchandise. Laminated shelves are also available for merchandising smaller goods or for use as a display platform.

A	Tubular H Display End Panel
B	Tubular H Display Center Panel
C	Tubular H Display Base Shelf
D	Tubular H Display Upper Shelf
E	Tubular H Display End Shelf



Tubular H Display Panels

- Used in construction of the Tubular H Display
- Each is sold in 60" (1524 mm) height only and is equipped with levelers
- Each is available with a 3" x 3" (76 mm x 76 mm) wire grid pattern
- Units may be pushed together to form a display run (see diagram for ordering information on display runs)

A Tubular H Display End Panel

- Order two end panels per section

THDEP-60(NW)-3

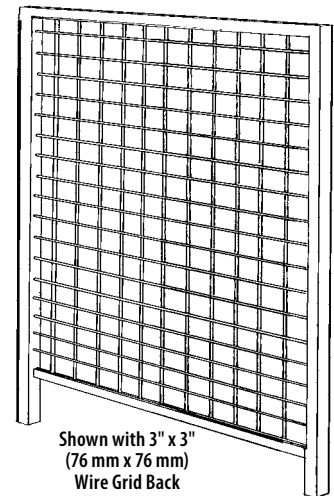
THDEP Tubular H Display End Panel
 60 Height in 60" Only (1524 mm)
 NW Nominal Width 36" or 48"
 (914 mm or 1219 mm)
 3 Wire Type: 3" x 3" Grid
 (76 mm x 76 mm)

B Tubular H Display Center Panel

- Order one center panel per section

THDCP-60(NW)-3

THDCP Tubular H Display Center Panel
 60 Height in 60" Only (1524 mm)
 NW Nominal Width 36", 48", 60" or 72"
 (914 mm, 1219 mm, 1524 mm or 1829 mm)
 3 Wire Type: 3" x 3" Grid
 (76 mm x 76 mm)



C Tubular H Display Base Shelf

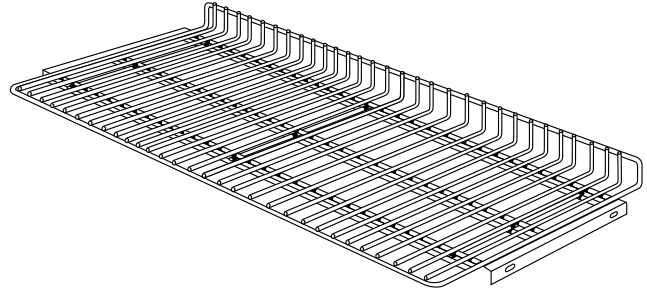
- For use as a Base Shelf with the Tubular H Display Center Panels
- Shelf is reinforced for heavier loads
- Shelf is reversible, product retainer lip may face either in the front or back
- 1½" (31 mm) wire spacing on shelf
- Load capacity is 50 lbs

THDBS-(NW)(ND)

THDBS Tubular H Display Base Shelf

NW Nominal Width 24", 36", 48", 60" or 72"
(610 mm, 914 mm, 1219 mm, 1524 mm or 1829 mm)

ND Nominal Depth 12", 16", 18", 24" or 36"
(305 mm, 406 mm, 457 mm, 610 mm or 914 mm)



D Tubular H Display Upper Shelf

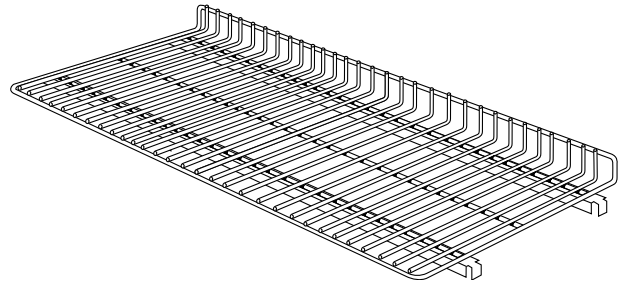
- For use as an Upper Shelf with Tubular H Display Center Panels
- Shelf is reversible, product retainer lip may face either in the front or back
- 1½" (31 mm) wire spacing on shelf
- Load capacity is 50 lbs

THDUS-(NW)(ND)

THDUS Tubular H Display Upper Shelf

NW Nominal Width 24", 36", 48", 60" or 72"
(610 mm, 914 mm, 1219 mm, 1524 mm or 1829 mm)

ND Nominal Depth 12", 16", 18", 24" or 36"
(305 mm, 406 mm, 457 mm, 610 mm or 914 mm)



E Tubular H Display End Shelf

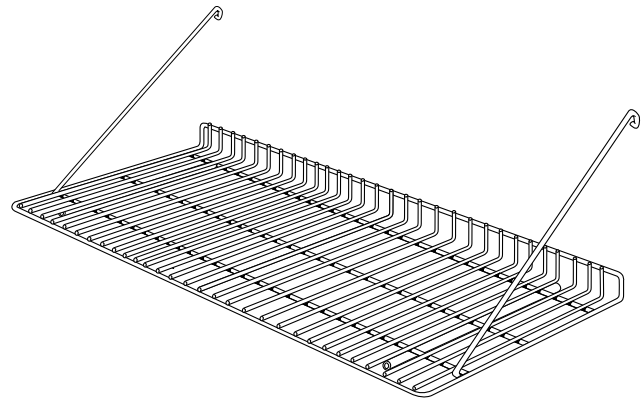
- For use as an End Shelf with the Tubular H Display End Panels
- Shelf is reversible, product retainer lip may face either in the front or back
- 1½" (31 mm) wire spacing on shelf
- Load capacity is 50 lbs

THDES-(NW)(ND)

THDES Tubular H Display End Shelf

NW Nominal Width 18", 24", 30 or 36"
(457 mm, 610 mm, 762 mm or 914 mm)

ND Nominal Depth 12", 16", 18" or 24"
(305 mm, 406 mm, 457 mm or 610 mm)



Tubular H Wall Display


- Attractive system to complement the Gondola version of the Tubular H Display
- Each shelf (ordered separately) rests on wire grid inserts inside the upright panels
- Load capacity is 400 lbs

THDWP-(NH)(ND)

THDWP Tubular "H" Wall Display

NH Nominal Height 96", 108", 120", 132" or 144"
(2438 mm, 2743 mm, 3048 mm,
3353 mm or 658 mm)

ND Nominal Depth 24" or 36"
(610 mm or 914 mm)



Freestanding Slatwall Display

- Perfect for presentation of clothing on hangers using Madix Slatwall Hangar Arms and slatwall accessories (ordered separately)
- Display other types of merchandise such as books and software by implementing additional accessories
- Constructed of three hinged panels, fixed at a 45° angle, with slatwall paneling on both sides

STSWLWW(NH)-(NW)(NW)(NW)

STSWL Slatwall

WW Wing Wall Display

NH Nominal Height 72", 78" or 84" (1829 Mm, 1981 m or 2134 mm)

NW Left Wing Nominal Width 36" or 48" (914 mm or 1219 mm)

NW Center Wall Nominal Width 36" or 48" (914 mm or 1219 mm)

NW Right Wall Nominal Width 36" or 48" (914 mm or 1219 mm)

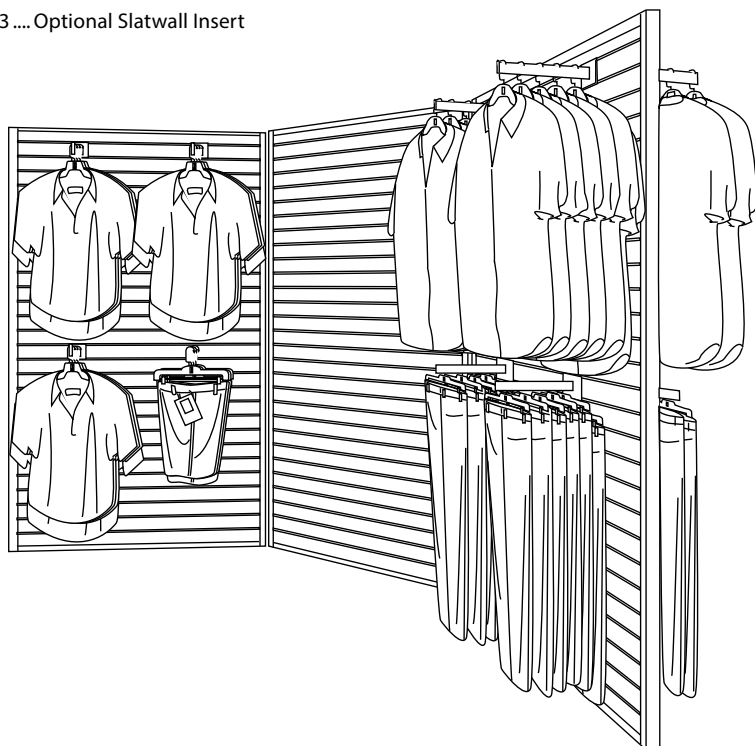
Finish Code

FIN1-FIN2-FIN3

FIN1 Frame

FIN2 Slatwall

FIN3 Optional Slatwall Insert



One-Sided Hold Down Clip

- Use to secure grid panels

AC121CL(OPT)Z

AC121CL... One Sided Hold-Down Clip

OPT 4=¼" (6 mm)

5=⅝" (8 mm)

Z Zinc



Two-Sided Hold Down Clip

- Use to secure grid panels

AC122CL(OPT)Z

AC122CL... Two Sided Hold-Down Clip

OPT 4=¼" (6 mm)

5=⅝" (8 mm)

Z Zinc

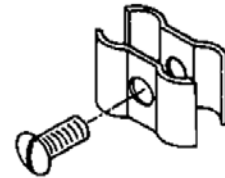


Grid Joiner Clips

- Use to secure grid panels

AC9992483CR

AC9992483CR....Grid Joiner Clip

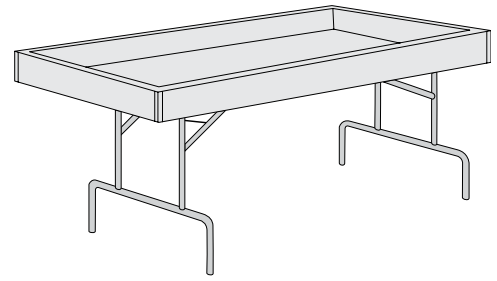


Folding Promotional Table

- 30"W x 33"H x 4' or 5' lengths, (762 mm x 838 mm x 1219 mm or 1524 mm) wood construction
- 4"D (102 mm) bin top, folding metal legs for easy storage and quick set up

FPT-(NL)

- FPT Folding Promotional Table
 NL Nominal Length 4' or 5'
 (1219 mm or 1524 mm)



Specialty Display Table

- Available in multiple heights
- These display tables offer stores a high-end appearance with minimal investment
- Tops are laminate or thermofused with a metal frame base
- Load capacity is 150 lbs

SDT3618(NH)

- SDT Specialty Display Table
 36 Nominal Length 36" (914 mm)
 18 Nominal Width 18" (457 mm)
 NH Nominal Height 18", 24", 34"
 (457 mm, 610 mm, 863 mm)

Finish Code

FIN1-FIN2-FIN3-FIN4

- FIN1 Top
 FIN2 Sides
 FIN3 Edge Banding
 FIN4 Paint or Powder



Freestanding Display

- Unit is built with three levels and four casters, allowing products to be relocated with ease
- Utilizes the retailer's choice of laminated or melamine tops and base in combination with the metal frame work
- 28"W x 39"H x 34"L (711 mm x 991 mm x 864 mm)
- Load capacity is 250 lbs

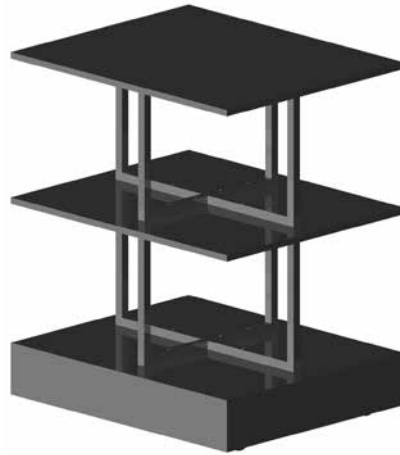
FSD342839

- FSD Freestanding Display
- 34 Nominal Length 34" (864 mm)
- 28 Nominal Width 28" (711 mm)
- 39 Nominal Height 39" (991 mm)

Finish Code

FIN1-FIN2-FIN3

- FIN1 Top
- FIN2 Frame
- FIN3 Edge Banding

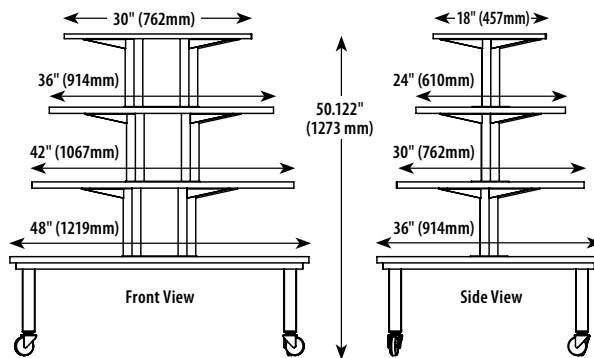


Contemporary Display Table, 4-Tier

- Upscale presentation of merchandise with multiple levels of display space
- Laminated shelving and powder-coated metal finish
- Unit is built with four locking, swivel casters for flexible mobility
- Load capacity is 350 lbs

CDT4TIER

CDT4TIER Contemporary Display Table 4-Tier



Round Stacking Tables

- Available in three stackable heights
- Can be ordered as set of three or individually
- Tops are laminated and include a painted metal frame base
- Frames include leveling legs
- Tempered glass inserts allow ambient light to brighten lower shelves

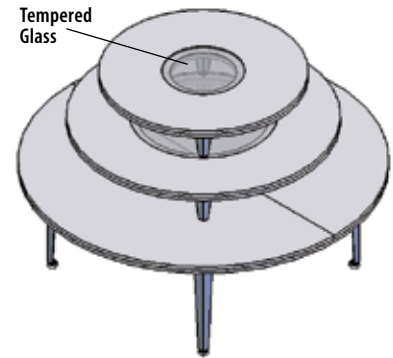
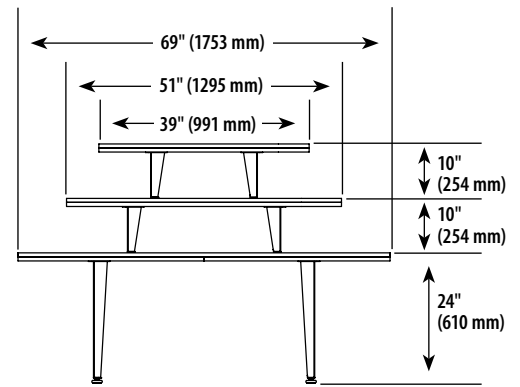
GTRST-(OPT)

GTRST Round Stacking Table
 OPT 3=Set of Three Tables
 B=Bottom Table
 C=Center Table
 T=Top Table

Finish Code

FIN1-FIN2

FIN1 Top Laminate
 FIN2 Metal



Wood Table Display

- Optional 10" (254 mm) riser is available to establish merchandise focal points
- Utilizing the retailer's choice of laminated tops and base with the painted metal frame work, the Wood Table Display creates an upscale store fixture with multiple levels of display space
- Load capacity is 150 lbs

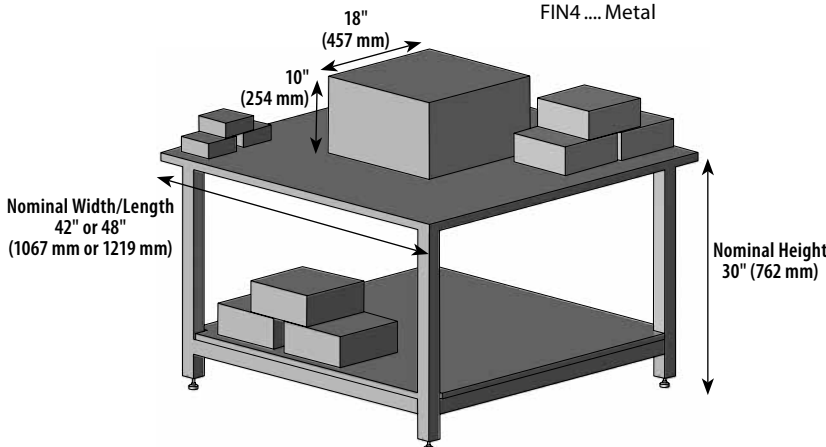
WTDT(NL)(NW)(NH)-(OPT)

WTDT Wood Table Display Top
 NL Nominal Length 42" or 48"
 (1067 mm or 1219 mm)
 NW Nominal Width 42" or 48"
 (1067 mm or 1219 mm)
 NH Nominal Height 30" (762 mm)
 OPT Blank=No Riser
 RD = Riser Display

Finish Code

FIN1-FIN2-FIN3-FIN4

FIN1 Top Laminate
 FIN2 Bottom Laminate
 FIN3 Riser
 FIN4 Metal



Display Tables

- Available in three stackable heights: Small, Medium and Large Hangrod
- Tops are laminated and include a painted metal frame base
- Frames include leveling legs



Small Display Table

- 30"W x 12"H x 19"D
(762 mm x 305 mm x 483 mm)
- Load capacity is 125 lbs

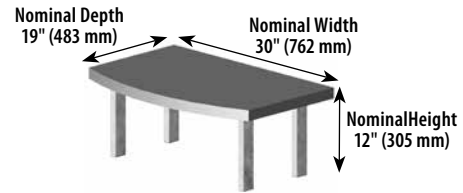
DT-S

DT Display Table
S Small

Finish Code

FIN1-FIN2

FIN1 Top Laminate
FIN2 Metal



Medium Display Table

- 42"W x 23"H x 30"D
(1067 mm x 584 mm x 762 mm)
- Load capacity is 250 lbs

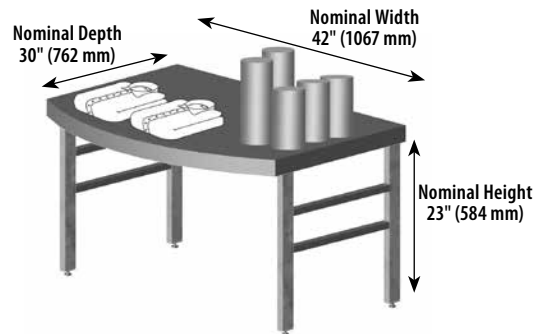
DT-M

DT Display Table
M Medium

Finish Code

FIN1-FIN2

FIN1 Top Laminate
FIN2 Metal



Large Hangrod Display Table

- 52"W x 42"H x 36"D
(1321 mm x 1067 mm x 914 mm)
- Tube Line Hangrod and Tube Line Hangrod Brackets for additional display space off the back of the large Display Table (ordered separately)
- Load capacity is 300 lbs

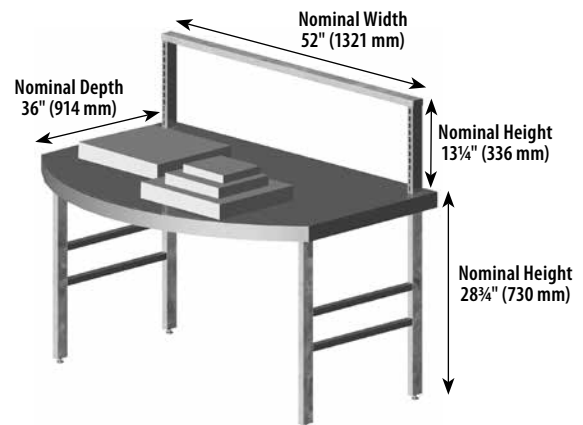
DT-L-HR

DT Display Table
L Large
HR Hangrod

Finish Code

FIN1-FIN2

FIN1 Top Laminate
FIN2 Metal

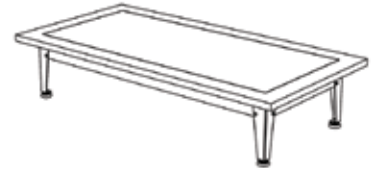


Apparel Service Top Table

- Available in stackable heights
- Tops are laminated and include a painted metal frame base

ASTT562812

- ASTT Apparel Service Top Table
 56 Nominal Width 56" (1422 mm)
 28 Nominal Depth 28" (711 mm)
 12 Nominal Height 12" (305 mm)

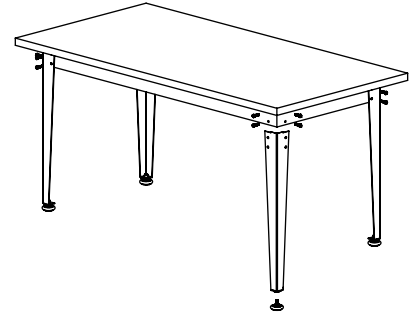


Apparel Service Bottom Table

- Available in stackable heights
- Tops are laminated and include a painted metal frame base

ASBT562827

- ASBT Apparel Service Bottom Table
 56 Nominal Width 56" (1422 mm)
 28 Nominal Depth 28" (711 mm)
 27 Nominal Height 27" (686 mm)



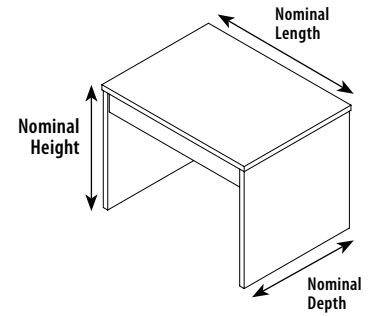
Parson's Table

- Designed to be used as merchandise display table or platform for lightweight store displays
- Large pass-through can accommodate additional display platforms or bulk merchandise
- May also be used to span the Display Cube to add height and dimension to the display
- Laminated in one finish

ST-PT(NL)(ND)(NH)

ST-PT Parson's Table

- NL Nominal Length 24" to 48" in 6" increments (610 mm to 1219 mm in 152 mm increments)
- ND Nominal Depth 14" to 30" in 1" increments (356 mm to 762 mm in 25 mm increments)
- NH Nominal Height 12" to 32" in 1" increments (305 mm to 813 mm in 25 mm increments)



Display Cube with Optional Door

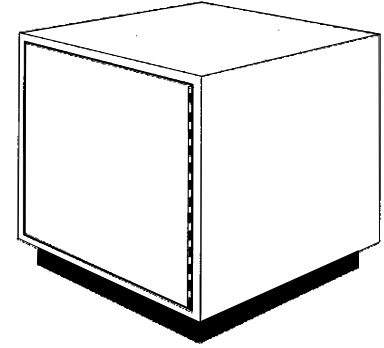
- Laminate-covered Display Cubes are available in a wide variety of depths, widths and heights
- May be displayed under the Parson's Table [ST-PT(NW)(ND)(NH)] (ordered separately)
- Optional hinged door allows access to storage inside the cube, which is secured by a touch latch

ST-DC(OPT)(NW)(ND)(NH)

ST-DC Display Cube

OPT Blank=Without Doors
D=With Doors

- NW Nominal Width 12", 18", or 24" (305 mm, 457 mm, or 610 mm)
- ND Nominal Depth 12", 18", or 24" (305 mm, 457 mm, or 610 mm)
- NH Nominal Height 12", 18", or 24" (305 mm, 457 mm, or 610 mm)



Finish Code for unit with door

FIN1-FIN2-FIN3

- FIN1 Exterior
- FIN2 Interior
- FIN3 Toe Kick

Finish Code for unit without door

FIN1-FIN2

- FIN1 Exterior
- FIN2 Toe Kick

Gift Pedestal with Cover

- Laminate-covered base comes equipped with a door for access to an interior storage compartment
- May be ordered with or without 23" (584 mm) plexiglass cube topper
- On locking model, plexiglass is secured with supplied screws

ST-GP(NW)(ND)(NH)-(CO)

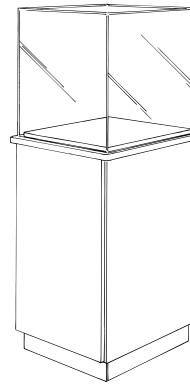
ST-GP Gift Pedestal With Cover

- NW Nominal Width 24" or 30" (610 mm or 762 mm)
- ND Nominal Depth 16" or 18" (406 mm or 457 mm)
- NH Nominal Height 42" (1067 mm)
- CO Cube Options
NC=No Plexiglass Cube
PC=Plexiglass Cube
LPC=Locking Plexiglass Cube

Finish Code

FIN1-FIN2-FIN3

- FIN1 Top
- FIN2 Sides
- FIN3 Toe Kick



Metal Display Tower

- Four-level display using tempered glass shelves
- Utilize different heights to create a tiered display
- Optional Casters

MDT(NH)-(OPT)

MDT Metal Display Tower
 NH Nominal Height 36", 48", 60", or 72"
 (914 mm, 1219 mm, 1524 mm or 1829 mm)
 OPT Blank=with Caster
 LL=Leveler Leg

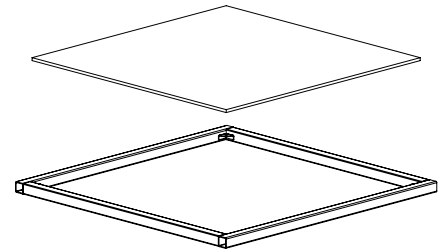


Metal Display Tower Extra Shelf

- ¼" (6 mm) thick tempered glass
- 24" x 24" (610 mm x 610 mm) shelves
- Includes two (2) frames
- Includes four (4) glass inserts

MDTES2424

MDT Metal Display Tower
 ES Extra Shelf
 24 Nominal Width 24" (610 mm)
 24 Nominal Width 24" (610 mm)



Gift Tower

- ⅜" (10 mm) thick tempered glass shelves
- Frameless floating glass X-style bracing under the glass shelves
- Optional sign holder at top of tower to bring more attention to the fixture
- Easy-to-assemble

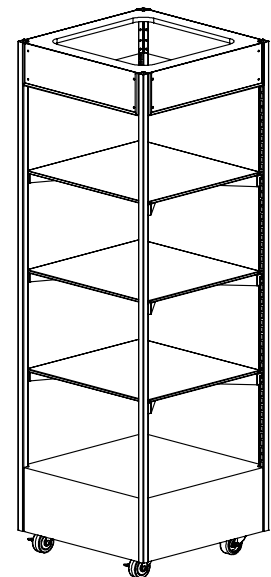
GFTTWR722424(OPT)

GFTTWR.... Gift Tower
 72 Nominal Height 72" (1829 mm)
 24 Nominal Width 24" (610 mm)
 24 Nominal Width 24" (610 mm)
 OPT Blank=with Sign Holder
 NS=without Sign Holder

Finish Code

(FIN1)(FIN2)(FIN3)(FIN4)(FIN5)

FIN1 Laminate, Upper Box Exterior
 FIN2 Laminate, Upper Box Interior
 FIN3 Laminate, Lower Box Exterior
 FIN4 Upright and Shelf Color
 FIN5 Sign Holder Color



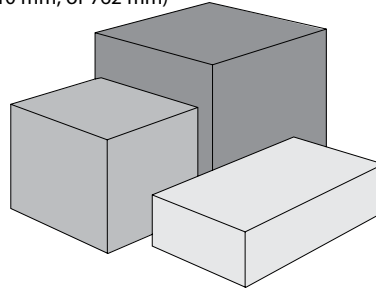
Display Platforms

- Useful for display of featured merchandise or for use with mannequins
- Laminate-covered display cubes are available in a wide variety of widths, depths, and heights

ST-WBL(NW)(ND)(NH)

ST-WBL Wood Base Laminated

- NW Nominal Width 24", 44", 54" or 76"
(610 mm, 1118 mm, 1372 mm, or 1930 mm)
- ND Nominal Depth 24" or 36"
(610 mm or 914 mm)
- NH Nominal Height 12", 24" or 30"
(305 mm, 610 mm, or 762 mm)



Laminated Cubes

- Versatile display cubes available in 1" (25 mm) increments for any width, depth, and height
- Available in any standard laminate

CUBEL-(NW)(NH)(ND)-(LG)

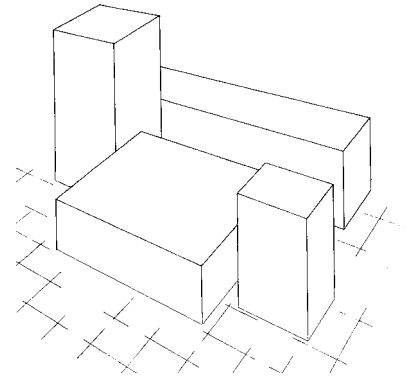
CUBEL Laminated Cube

- NW Nominal Width - Any size, in 1" (25 mm) increments
- NH Nominal Height - Any size, in 1" (25 mm) increments
- ND Nominal Depth - Any size, in 1" (25 mm) increments
- LG Optional Leveling Leg

Finish Code

FIN1-FIN2

- FIN1 Cube
- FIN2 Optional Leveling Legs



Three Way Tubular End Merchandiser Wide Span Kit

- Consists of three tubular panels, a rear closure panel, and necessary framework and hardware for installation
- Front panel measures 48½"W x 26"H (1232 mm x 660 mm)
- Each side panes measures 24½"W x 26"H (622 mm x 660 mm)
- Includes one front shelf and one side shelf per side
- Load capacities:
 - Top deck is 1600 lbs
 - Lower deck with shelves is 1600 lbs
 - Total Load capacity is 3200 lbs
 - Load capacity for each lower shelf is 500 lbs

TWTEMWSK

TWTEM Three-Way Tubular End Merchandiser

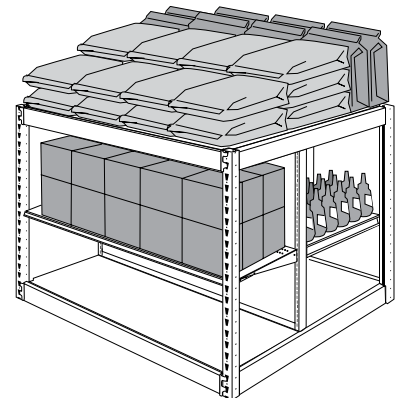
WSK Wide Span Kit

Finish Code

FIN1-FIN2

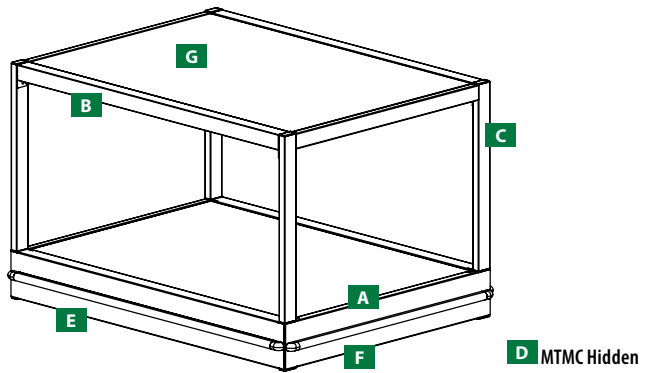
- FIN1 Metal Parts
- FIN2 Backs

Description	Qty in Shelf Kit
Wide Span Double Deck Display Frames	2
Three Way TEM Display Decks	2
Regular Duty Wide Span Beams	4
Reg. Duty Deck Supports	4
TEM Panels	3
Closure Panel	1
SUS-416	1
SUS-216	2
Mounting hardware pack	1



Modular Table Merchandiser

- Fixture can be used as table or 6" platform (152 mm)
- Table heights are 30" or 42" high (762 mm or 1067 mm)
- Converts from platform to table and table to platform easily and with few parts
- Parts are ordered separately
- Use different table heights to create interesting tiered displays

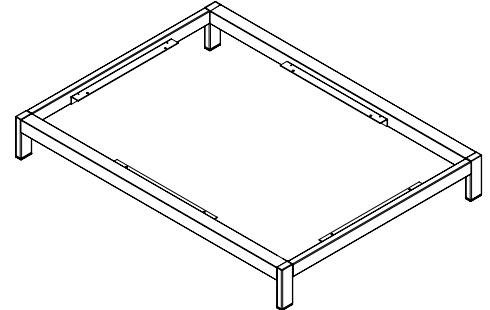


A Modular Table Merchandiser Base

- 6" (152 mm) platform base

MTMB-(NW)(ND)

- MT Modular Table
- MB Merchandiser Base
- NW Nominal Width 36" or 48" (914 mm or 1219 mm)
- ND Nominal Depth 24", 36", or 48" (610 mm, 914 mm, or 1219 mm)

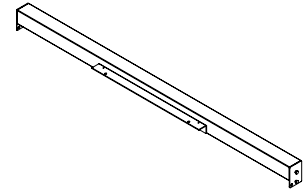


B Modular Table Merchandiser Tie Bar

- Two required per table

MTMTB-(NW)

- MT Modular Table
- MTB Merchandiser Tie Bar
- NW Nominal Width 36" or 48" (914 mm or 1219 mm)

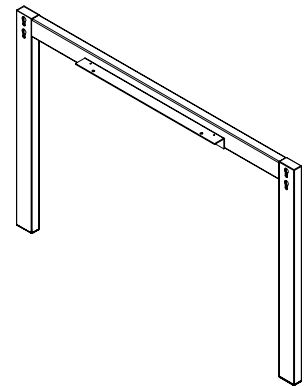


C Modular Table Merchandiser Legs

- Two required per table

MTML-(ND)(NH)

- MT Modular Table
- ML Merchandiser Legs
- ND Nominal Depth 24", 36", or 48" (610 mm, 914 mm, or 1219 mm)
- NH Nominal Height 24" or 36" (610 mm or 914 mm)

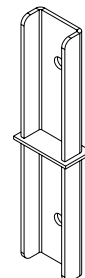


D Modular Table Merchandiser Connector

- Four required per table

MTMC

- MT Modular Table
- MC Merchandiser Connector



E Modular Table Merchandiser Kickplate, Front

- One required per exposed front
- Comes with bumper

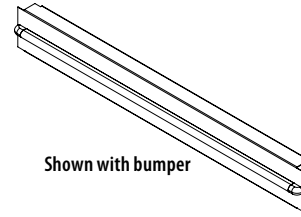
MTMKPF-(NW)

MT Modular Table
 MKPF Merchandiser Kickplate Front
 NW Nominal Width 36" or 48"
 (914 mm or 1219 mm)

Finish Code

FIN1-FIN2

FIN1 Metal
 FIN2 Bumper Color
 Blank=No Bumper



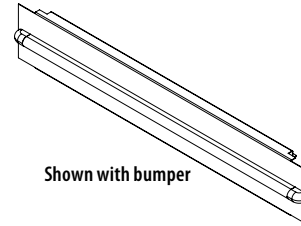
Shown with bumper

F Modular Table Merchandiser Kickplate, Side

- Two required per table
- With or without bumper

MTMKPS-(ND)(OPT)

MT Modular Table
 MKPS Merchandiser Kickplate Side
 ND Nominal Depth 24", 36", or 48"
 (610 mm, 914 mm, or 1219 mm)
 OPT Bmpr=with bumper
 Blank=no bumper



Shown with bumper

G Modular Table Merchandiser Top

- One required per table
- One required per base

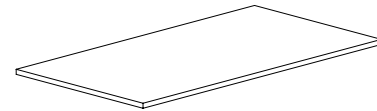
MTMTOP-(NW)(ND)

MT Modular Table
 MTOP Merchandiser Top
 NW Nominal Width 36" or 48"
 (914 mm or 1219 mm)
 ND Nominal Depth 24", 36", or 48"
 (610 mm, 914 mm, or 1219 mm)

Finish Code

(FIN1)(FIN2)(FIN3)

FIN1 Front
 FIN2 Back
 FIN3 Edge

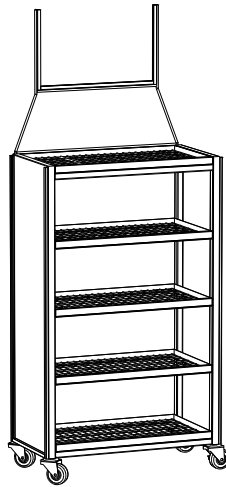


Roll-Around Oil Rack

- Designed primarily as a display for 32 oz, standard, quart-size bottles of motor oil, this rack may be used to merchandise a variety of products
- 45"H (1143 mm); will hold approximately 100 standard, quart-bottles in four facings, five bottles deep on each of five wire 1" x 1½" (25 mm x 38 mm) grid patterned shelves
- Sign holders are attached to each side of unit 42⅞" x 13⅞" x ¼" (1241 mm x 354 mm x 6 mm) and atop unit 19" x 11⅜" x ¼" (483 mm x 300 mm x 6 mm) for customer-supplied signage
- Shelves have tag molding attached that are designed to accept 1¼" (31 mm) price tags
- Load capacity is 900 lbs
- Unit ships unassembled

RAOR-452714

- RAOR Roll-Around Oil Rack
- 45 Nominal Height 45" (1143 mm)
- 27 Nominal Width 27" (686 mm)
- 14 Nominal Depth 14" (356 mm)



Multi-Purpose Spot Displayer

- Extended rear uprights and retainers accommodate customer-supplied signage of various sizes and thicknesses
- Shelves and sign retainers are adjustable in 1" (25 mm) increments
- May be ordered with three or four shelves
- Sign Dimensions:
 - Width is Nominal Width minus ¼" (6 mm)
 - Height is 3¾"-15¾"H in 1" increments (19 mm-40 mm in 25 mm)
 - Maximum Thickness is ½" (13 mm)
- Load capacity is 400 lbs per shelf

SSBRK-(NH)-(NW)(ND)-(OPT)

- SSBRK Multi-purpose Spot Displayer Kit
- NH Nominal Height 42", 48", or 54" (1067 mm, 1219 mm, or 1372 mm)
- NW Nominal Width 24", 36", or 48" (610 mm, 914 mm, or 1219 mm)
- ND Nominal Depth:
 - 12=12" (305 mm)
 - 18=18" (457 mm)
- OPT 3=Three Shelves
4=Four Shelves



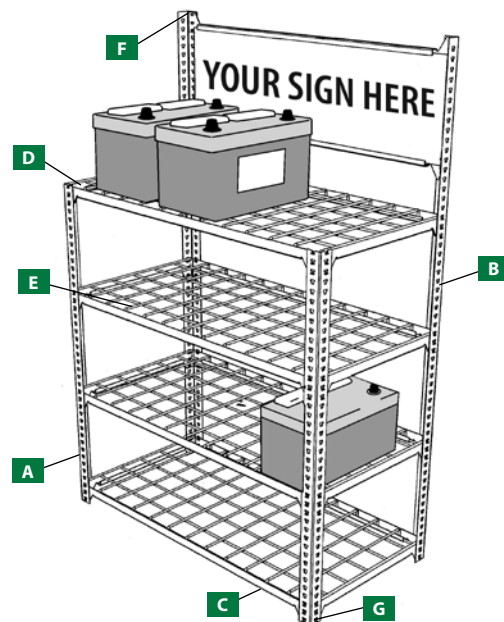
Description	Part #	Number Parts per Package	
		3 Shelves	4 Shelves
A End Upright NH	SSEU-(NH)	2	2
B End Upright NH+18"	SSEU-(NH+18)	2	2
C Retainer NW	SSR-(NW)	8	10
D Retainer ND	SSR-(ND)	6	8
E Wire Grid Shelf	SSWGS-(NW)(ND)-(OPT)	3	4
F End Upright Top Cap	SSEUTC (not visible)	4	4
G End Upright Foot Plate	SSEUFP (not visible)	4	4

NOTE!

Use the chart to approximate the number of standard-size batteries that may be displayed on a single shelf.

Listed heights are for front uprights, rear uprights are 18" higher.

Depth	Width		
	42"	48"	54"
12"	5	8	8
18"	9	12	12



Battery Rack Kit

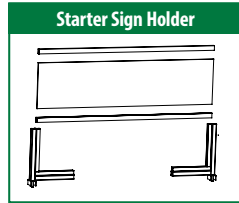
- Utilizes space for selling automotive and other motorized-equipment batteries
- Wide Span Battery Rack Tag Mold is magnetic and installs easily to front of unit
- 18" x 24" (457 mm x 610 mm) sign holder allows for front and back signage
- Customer-supplied signage should be constructed of standard card stock
- Load capacity is 1300 lbs

BRK(OPT)-246424

- BRK Battery Rack Kit
- OPT Blank=Starter
A=Add On
- 24 Nominal Width 24" (610 mm)
- 64 Nominal Height 64" (1626 mm)
- 24 Nominal Depth 24" (610 mm)

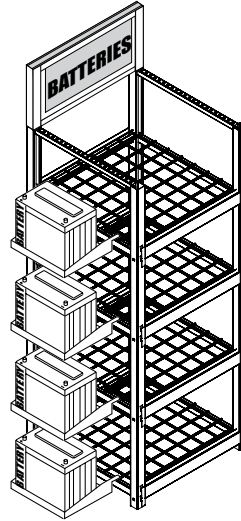
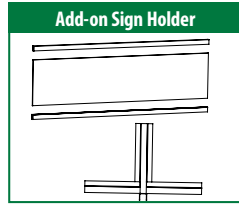
Starter Kit

Description	Qty in Shelf Kit
Battery Rack End Frames	2
Battery Rack Wire Decks	4
Battery Rack Shelves	8
Hypermaxi Light Duty Beams	8
18" x 24" Battery Rack Sign Holder	1
Wide Span Battery Rack Tag Mold Black	4
Assembly Instructions	1
Battery Rack Packaging Kit	1



Add-on Kit

Description	Qty in Shelf Kit
Battery Rack End Frames	1
Battery Rack Wire Decks	4
Hypermaxi Light Duty Beams	8
18" x 24" Battery Rack Sign Holder	1
Wide Span Battery Rack Tag Mold Black	4
Battery Rack Packaging Kit	1



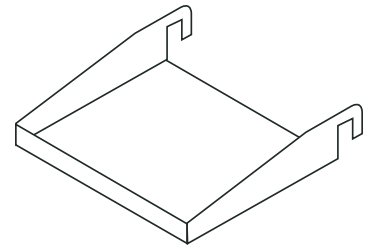
Customer signage not included.

Battery Rack Shelf

- Holds standard-size car batteries
- Shelf attaches to Battery Rack End Frames without the need of tools
- Eight Battery Rack Shelves are included with the Battery Rack Starter Kit
- Load capacity is 40 lbs

BRS

- BRS Battery Rack Shelf



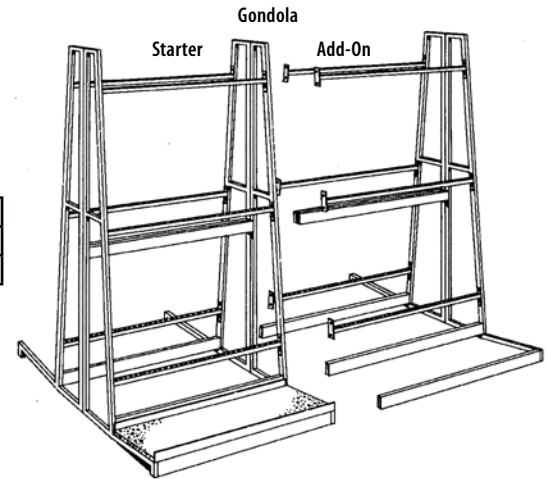
A-Frame

- For displaying paneling, molding, dimensional lumber, pipe, or conduit
- Available in Wall and Gondola sections, starters and add-ons
- Unit has three punched crossbars which accepts all Vertical Divider Arms or M Dividers
- Constructed of sturdy 1" (25 mm) square, steel tubing

AF(OPT1)-(OPT2)

AF A-Frame
 OPT1 I=Gondola
 W=Wall
 OPT2 S=Starter
 A=Add

Description	Starter Kit	Add-On Kit
A-Frame Gondola	AFI-S	AFI-A
A-Frame Wall	AFW-S	AFW-A



A-Frame Deck

- Sturdy ¾" (19 mm) thick particle board to support heavy load requirements of building materials
- Stop set is required

AFDK

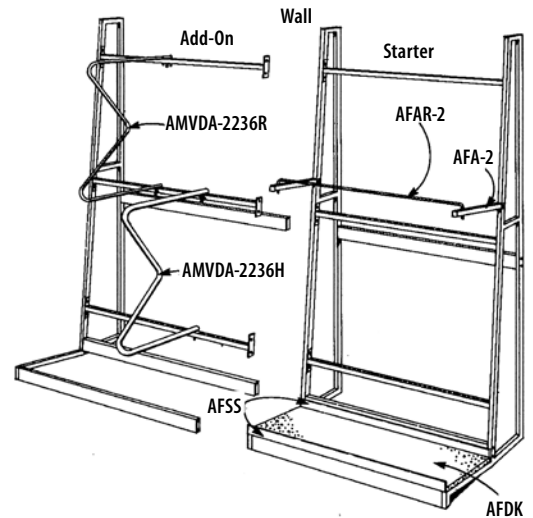
AFDK A-Frame Deck

A-Frame Stop Set

- Consists of two heavy-metal angles for supporting deck at front and rear
- Front angle may be used as retainer
- Stop set required for all decks, including customer-provided decks
- Hardware included

AFSS

AFSS A-Frame Stop Set



A-Frame Arm

- Fabricated from ¾" (19 mm) square steel tubing punched to accept retainer; mounts on front member of frame
- Hardware included

AFA-2

AFA A-Frame Arm
 2 2 Pack

A-Frame Retainer

- Formed of ⅜" (10 mm) diameter steel rod, eliminating the danger of product tipping forward

AFAR-2

AFAR A-Frame Arm Retainer
 2 2 Pack

A-Frame M Dividers

- Install into horizontal frame members at 1" (25 mm) spacing to allow narrower product presentation
- Regular-duty is ⅜" (10 mm) rod; heavy-duty is ¾" (19 mm) tubing

AMVDA-2236(OPT)

AMVDA-2236 A-Frame "M" Divider
 OPT R=Regular-Duty
 H=Heavy-Duty

Tubular Bike Rack

- Combines three levels of bikes
- Easy to assemble
- Eliminates tool applications by utilizing sprint steel snap buttons
- Heavy gauge 1" x 2¾" (25 mm x 70 mm), welded tubing upright is 126" (3200 mm) high with standard slotting
- 72" (1829 mm) long base shoe assembly is welded heavy-gauge tubing with a 48" (1219 mm) leg on the bike display side and a 24" (610 mm) leg on the opposite side (for use with Standard Madix Upper Shelves)
- Three-piece "Z"-bar spanner system makes for a rock-solid unit to safely support the weight of three levels of bikes

A B TBRU126(OPT)

TBRU126Tubular Bike Rack Frame
 OPTPosition Option
 E=End
 C=Center

C TBRUL2448

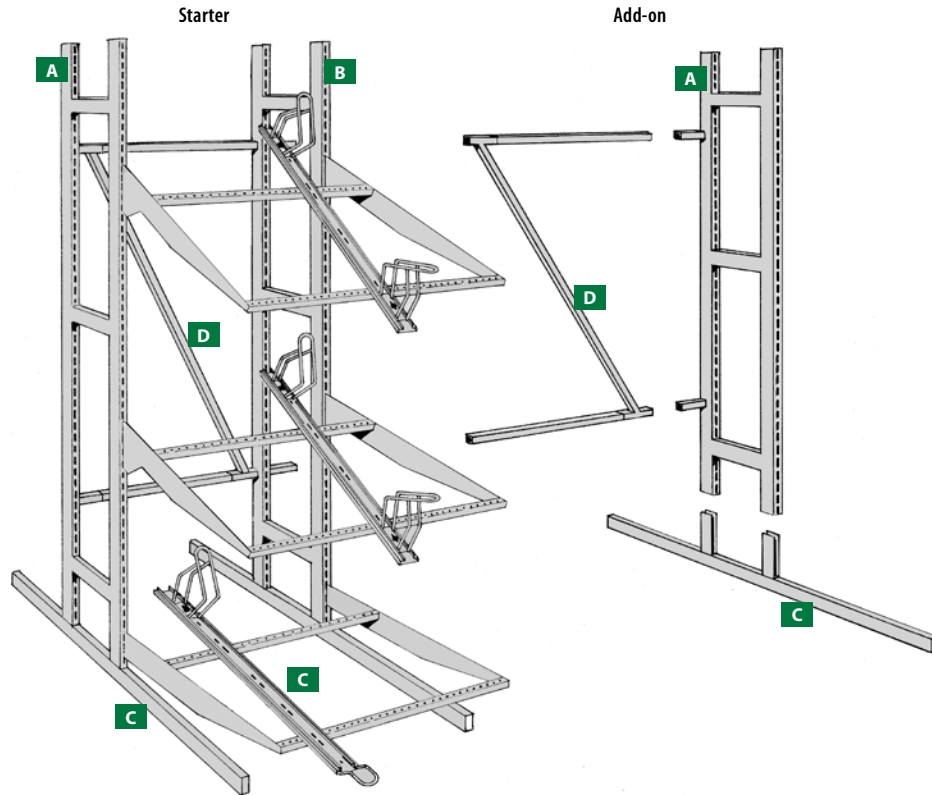
TBRUL2448 Tubular Bike Rack Shoe Leg

D TBRNS(NW)

TBRNS Tubular Bike Rack Spanner (Three Piece)
 NW Nominal Width 3' or 4' (914 mm or 1219 mm)


NOTE!
 Do not use either of the bike rack shelves on the 24" (610 mm) shoe side as an overbalanced condition could occur!

	Description	Starter Kit	Add-On Kit
A	Tubular Bike Rack Frame, end	2	0
B	Tubular Bike Rack Frame, center	0	1
C	Tubular Bike Rack Shoe Leg	2	1
D	Tubular Bike Rack Spanner, three piece	1	1



Upper Bike Shelf Bracket

- Gusseted to withstand loading forces of the 30° downslope position
- For a lesser degree of downslope, the lower bike shelf shown, [BRUS90-(NW)], contains a smaller, thicker front retaining loop
- Retaining loops on both bike holders have sliding adjustment, which is secured by a knurled knob, plus a short cable to prevent loss of the loop



A TBRUS(NW)

TBRUS Tubular Bike Rack Upper Shelf,
30° Downslope
NW Nominal Width 3' or 4'
(914 mm or 1219 mm)

B BRBHS3068

BRBHS Tubular Bike Rack Holder
3068 30° Downslope

C BRUS90-(NW)

BRUS90 Tubular Bike Rack Upper Shelf
Horizontal
NW Nominal Width 3' or 4'
(914 mm or 1219 mm)

D BRBHH9068

BRBHH9068 Tubular Bike Rack Holder Horizontal

E BRSTRU(NW)40-IM

BRSTRU Bike Rack Shelf
NW Nominal Width 36" or 48"
(914 mm or 1219 mm)
40 Nominal Depth
IM Inside Mount

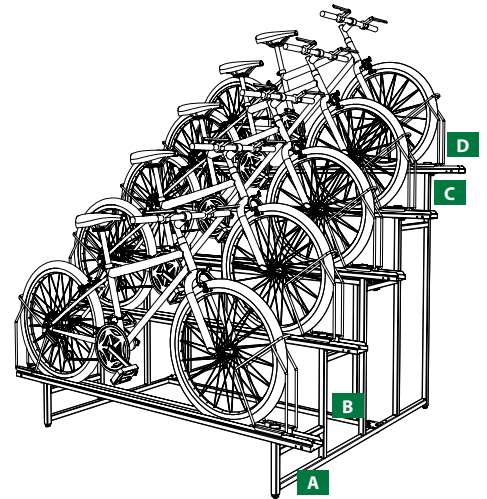
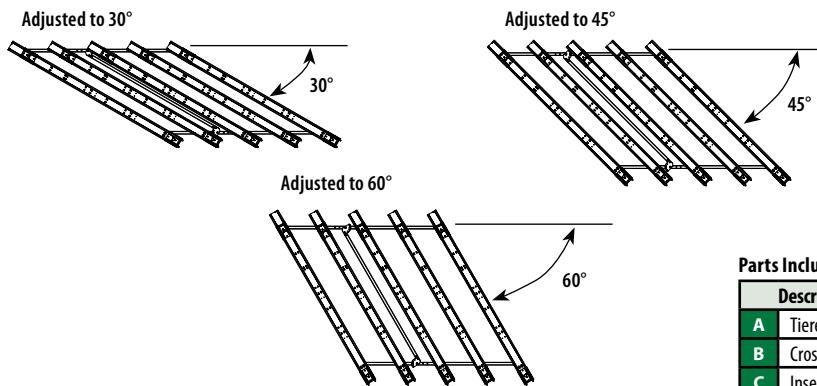


5-Tiered Bike Display

- Display is easily adjusted to four predetermined angles for securing display
- Bike trays do not have to be removed to adjust the angle of display
- 68"W x 54"D x 48"H
(1727 mm x 1372 mm x 1219 mm)
- Hardware pack included

BIKD5T685448

BIKD Bike Display
5T 5-Tier
68 Nominal Width 68" (1727 mm)
54 Nominal Depth 54" (1372 mm)
48 Nominal Height 48" (1219 mm)



Parts Included for Display as Shown

Description	Qty
A Tiered Bike Display Frame	2
B Cross Brace for Bike Display	1
C Insert Mount	10
D Bike Rack Bike Holder	5

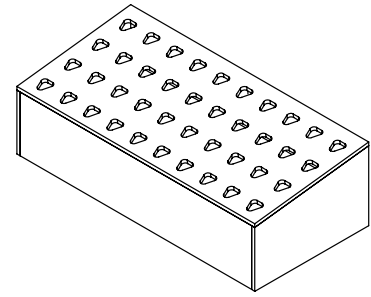
Golf Club Bunker

- Displays multiple sets of golf clubs in a unique way
- Allows shopper to view entire set of clubs
- Available in standard laminate finishes

Nominal Width	Holes per Bunker
23	20
46	40

GCB(NW)(ND)

GCB Golf Club Bunker
 NW Nominal Width 23" or 46"
 (584 mm or 1168 mm)
 ND Nominal Depth 22" (559 mm)

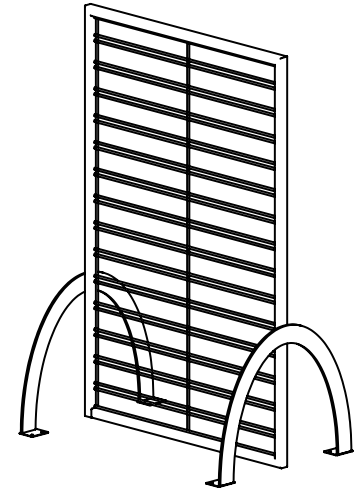


Golf Bag Plinth Wire End Panel

- Attractive display for single set of clubs (per side, per unit)

GBPWEP3046

GBPWEP... Golf Bag Plinth Wire End Panel
 30 Nominal Width 30" (762 mm)
 46 Nominal Height 46" (1168 mm)

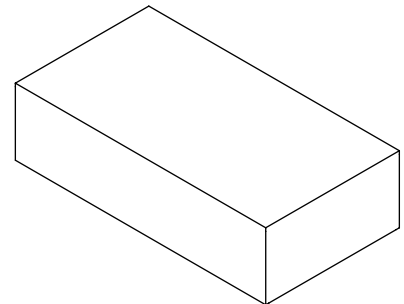


Golf Bag Plinth

- Combine with Golf Bag Plinth Wire End Panel (GBPWEP3046) for a unique display

GBP163224

GBP Golf Bag Plinth
 16 Nominal Height 16" (406 mm)
 32 Nominal Width 32" (813 mm)
 24 Nominal Length 24" (610 mm)



Cart Corral


- Keep shopping carts organized
- Mobile displays make relocation simple
- Bumpers included to maintain integrity of fixture
- Includes six 3" (76 mm) casters
- Single: 31 13/16"W x 50"H x 97"L (808 mm x 1270 mm x 2464 mm)
- Double: 48 13/16"W x 50"H x 97"L (1240 mm x 1270 mm x 2464 mm)

CARTCORAL-(OPT)

CARTCORALCart Corral
OPTS=Single
D=Double

Finish Code

FIN1Laminate
FIN2T-Mold
FIN3Metal

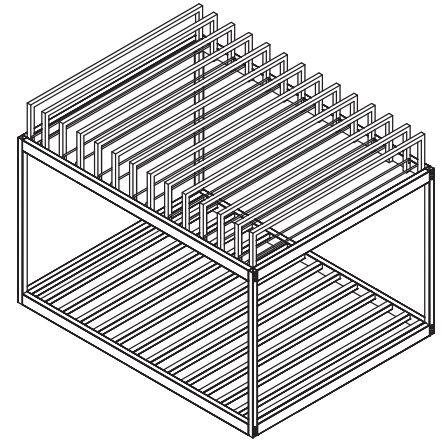


Axe, Sledge Hammer, and Maul Display

- 4'W x 3'D
- Display axes, sledge hammers, mauls, and other heavy, hard-to-merchandise products

AMR

AMR....Axe and Maul Rack

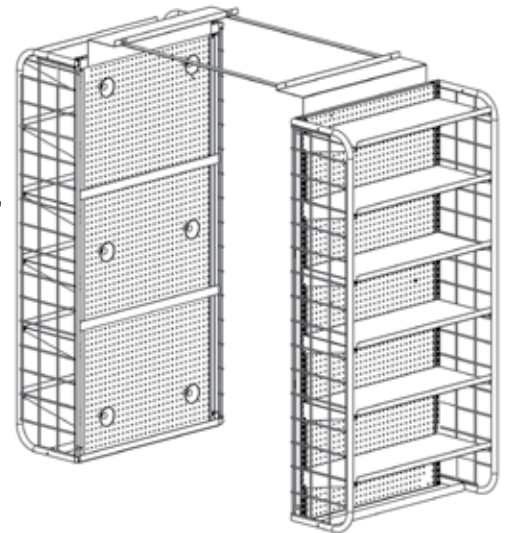


Saddle Bag Display Over Reach-In Cooler

- Constructed of 3" x 3" (76 mm x 76 mm) wire grid
- Display pegged merchandise or customize with wire grid accessories
- Load capacity per side is 200 lb

SBDORIC(NL)(NW)(NSD)(NH)-(SQ)

SBDSaddle Bag Display
ORICOver Reach-In Cooler
NLNominal Length 4', 6', 9', or 97"
(1219 mm, 1829 mm, 2743 mm, or 2464 mm)
NWNominal Width 31" or 42"
(787 mm or 1069 mm)
NSDNominal Shelf Depth 12", 14", or 16"
(305 mm, 356 mm, or 406 mm)
NHNominal Height 60", 66", or 69"
(1524 mm, 1676 mm, or 1753 mm)
SQShelf Quantity 10 or 12

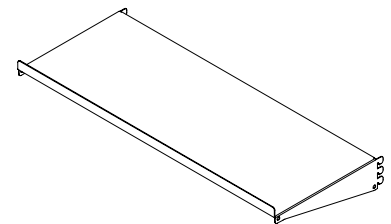


Saddle Bag Display Over Reach-In Cooler Metal Shelf

- Load capacity is 65 lb per shelf

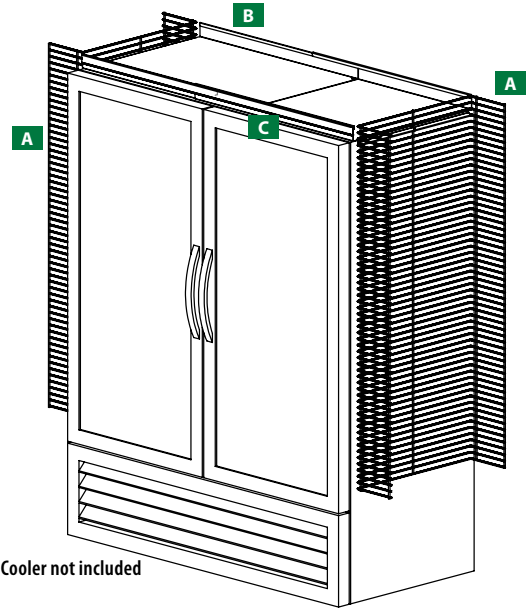
SBDORICMS(NW)(NSD)

SBDSaddle Bag Display
ORICOver Reach-In Cooler
MSMetal Shelf
NWNominal Width 31" or 42"
(787 mm or 1069 mm)
NSDNominal Shelf Depth 12", 14" or 16"
(305 mm, 356 mm, or 406 mm)



Cooler Saddle Bag

- For impulse sales by beverage coolers
- Installs without needing to screw or bolt to the cooler

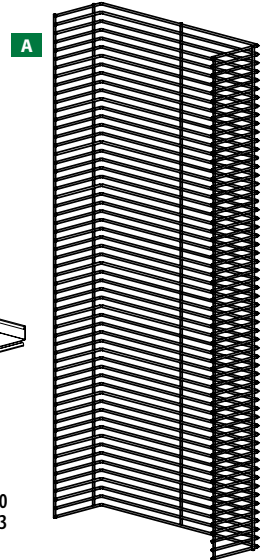


A Saddle Bag Display Wire Grid End Panel with Returns

- Wire grid 6" (152 mm) returns
- Magnets hold the panel to the side of the cooler

SBDWEPR2048

SBD Saddle Bag Display
 WEPR Wire End Panel with Returns
 2048 20"W X 48"H
 (508 mm X 1219 mm)

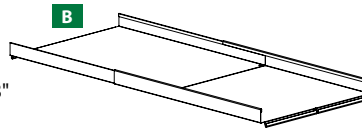


B Saddle Bag Extendable with Top Shelf

- Adjustable shelf 24" to 48" (610 mm to 1219 mm)
- Installs with double-sided tape to top of cooler
- Merchandise mini grid with Pegboard and/or slatwall hooks

SBDEXTSMR

SBD Saddle Bag Display
 EXT Extendable
 SMR Top Shelf Range 24" to 48"
 (610 mm to 1219 mm)

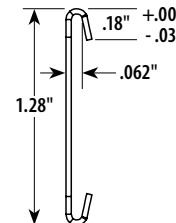
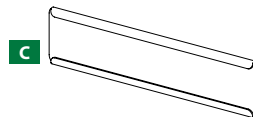


C Saddle Bag Display Top Shelf Metal Tag

- Actual length x 1.281" (33 mm), cut to size
- Installs with double-sided tape to the Saddle Bag Extendable with Top Shelf (SBDEXTSMR)
- Maximum sign thickness is 1/16" (16 mm)

SBDFITSMT48

SBD Saddle Bag Display
 FITSMT Top Shelf with Metal Tag
 48 48" (1219 mm)

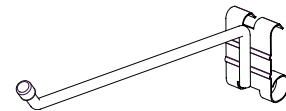


Crossbar Hooks

- .224 diameter wire
- Galvanized
- Use with Crossbar [CB(NL)-(SL)] and Mini Grid only

CB9201-(NL)-(PACK)

CB9201 Crossbar Hook
 NL Nominal Length 4", 6", or 9"
 (102 mm, 152 mm, or 229 mm)
 PACK Pack Size
 10=10 Pack
 100=100 Pack

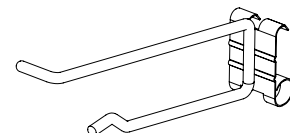


Crossbar Scanner Hook

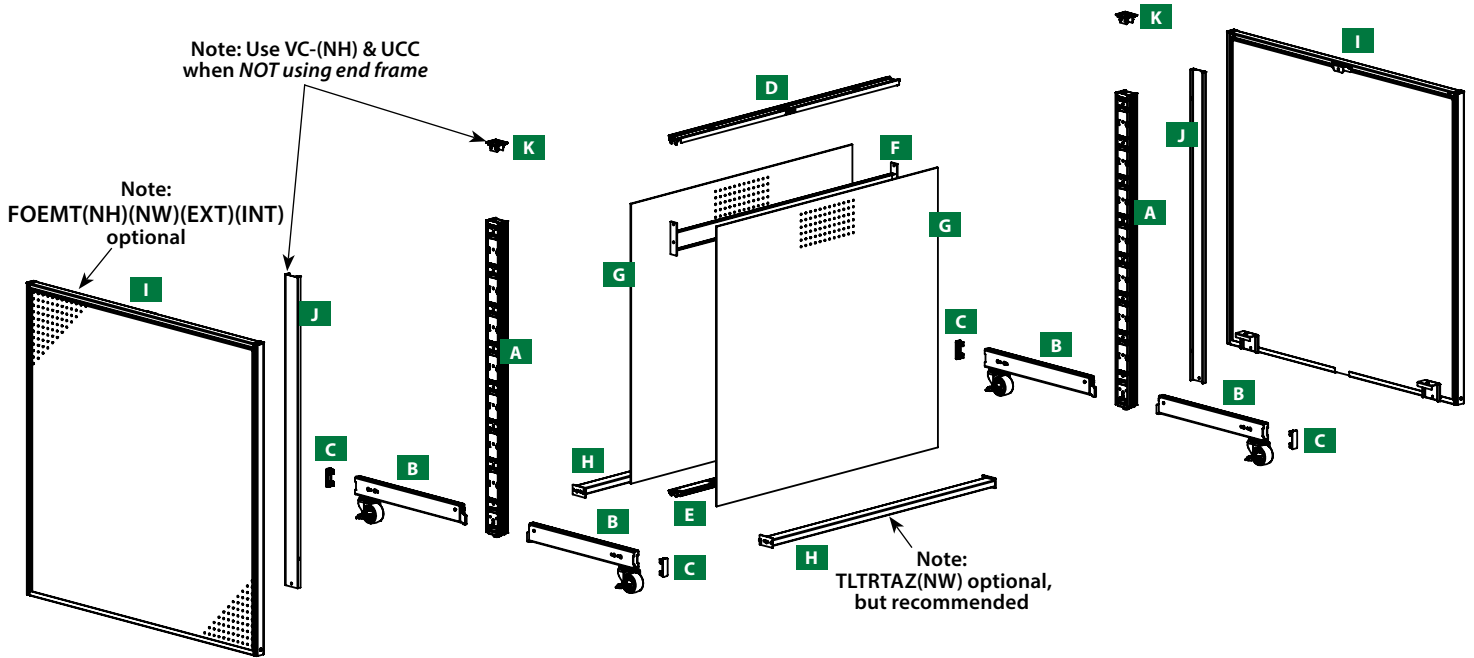
- .212 diameter wire
- Galvanized
- Use with Crossbar [CB(NL)-(SL)] and Mini Grid only

RCCS(NL)-212-(PACK)

RCCS Crossbar Scanner Hook
 NL Nominal Length 4", 6", or 9"
 (102 mm, 152 mm, or 229 mm)
 212212 diameter wire
 PACK Pack Size
 1=1
 20=20
 100=100



Exploded View & Parts List of T-Leg System



Part Number	Part Description	Quantity	Optional
A	BU-(NH) Basic Upright	2	No
B**	TLEGSILSL(ND)-BBC T-Leg,HD, Straight-In Locking, Ball Bearing Caster	4	No
C	TLUCP Caps for TLEGSILSL (Black only)	4	No
D	STL-(NW) Top Spanner	1	No
E	SL-(NW) Lower Spanner	1	No
F	SCS-(NW) Seismic Tie Bar	1*	No
G	B(TYPE)-(NW)(NH) Pegboard Or Hardboard Back	2	No
H	TLTRTAZ(NW) TL T-Rack Tie Bar Type A	2	Recommended
I	FOEMT(NH)(NW)(EXT)(INT) Flush Outside End Merchandiser for TLEGSILSL	2	Yes
J***	VC-(NH) Upright End Cover, Metal - Use if not using End Frame	2	Yes
K***	UCC Upright Cap, Plastic - Use if not using End Frame	2	Yes

*Use two of items F if not using item H
 **Leveler only option available TLEGSILSL(ND)
 ***Use item J if no End Frame item I is used

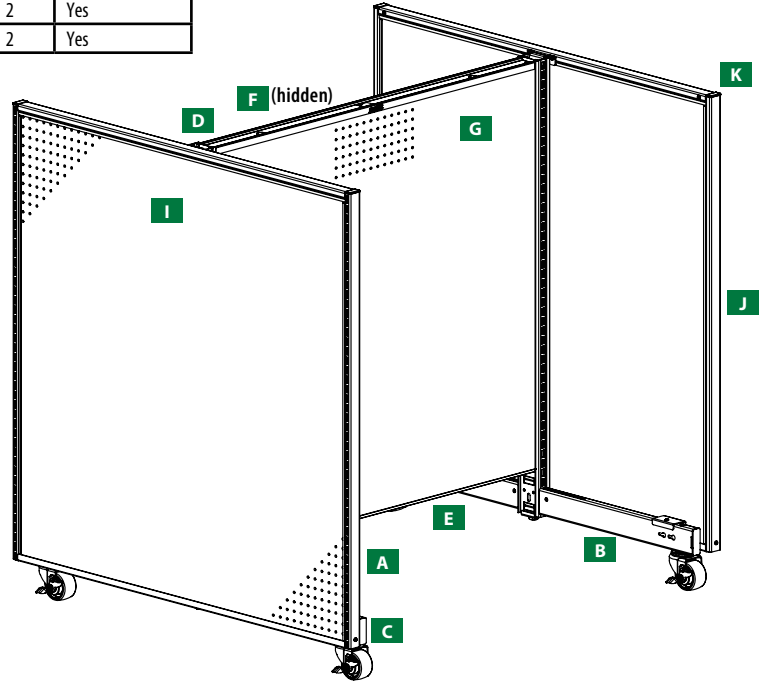
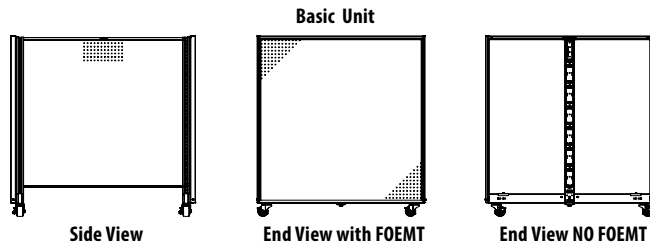
Basic Unit

Part Number	Part Description	Quantity	Optional	
A	BU-(NH)	Basic Upright	2	No
B**	TLEGSILSL(ND)-BBC	T-Leg,HD, Straight-In Locking, Ball Bearing Caster	4	No
C	TLUCP	Caps for TLEGSILSL (Black only)	4	No
D	STL-(NW)	Top Spanner	1	No
E	SL-(NW)	Lower Spanner	1	No
F	SCS-(NW)	Seismic Tie Bar	1*	No
G	B(TYPE)-(NW)(NH)	Pegboard Or Hardboard Back	2	No
I	FOEMT(NH)(NW)(EXT)(INT)	Flush Outside End Merchandiser for TLEGSILSL	2	Yes
J***	VC-(NH)	Upright End Cover, Metal - Use if not using End Frame	2	Yes
K***	UCC	Upright Cap, Plastic - Use if not using End Frame	2	Yes

*Use two of items F if not using item H

**Leveler only option available TLEGSILSL(ND)

***Use item J if no End Frame item I is used




A Basic Upright

- Slotted 1" (25 mm) OC for flexibility plus maximum space
- Comprised of heavy-gauge, high-tensile steel components welded into a single unit with a 15,000 inch-pound rating
- All Basic Uprights have an integrated leveler
- Kickplates of either closed or open type (or reinforced base shoes) must be installed on shelving runs

BU-(NH)

- BU Basic Upright
- NH Nominal Height 36" to 144" in 6" increments (914 mm to 3658 mm in 152 mm increments)



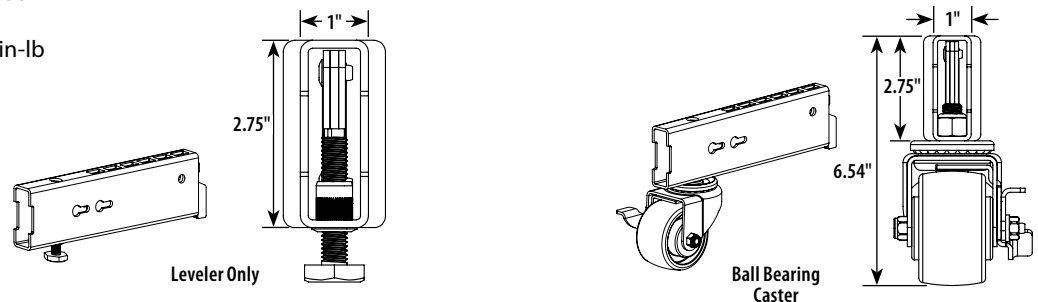
B T-Leg Straight-In Locking, Spring Loaded

- Does not require hardware to attach to the Basic Upright [BU-(NH)]
- Installs straight into the Madix upright
- Legs can be removed and changed to another depth without disassembling the gondola
- Load capacity is 500 lbs per section for Ball Bearing Caster
- Load capacity without a caster is 9000 in-lb

TLEGSILSL(ND)-(OPT)

- TLEG T-Leg
- SIL Straight-In Locking
- SL Spring Loaded
- ND Nominal Depth 10" to 24" in 2" increments (254 mm to 610 mm in 51 mm increments)
- OPT Blank=Leveler Only
BBC=Ball Bearing Caster

NOTE!
Please contact Sales Representative if loads exceed the recommended capacities.

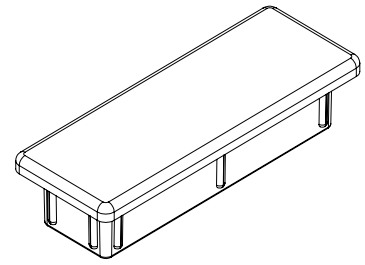


C TL Cap for T-Leg

- Black plastic only
- Ordered separately

TLUCP

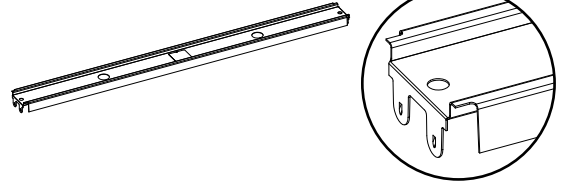
TLUCP TL Upright Cap (Black only)

**D Top Spanner**

- Snap-in spanner secures uprights at equal spacing, holds back panels, and trims top of section
- Electrical knockouts

STL-(NW)

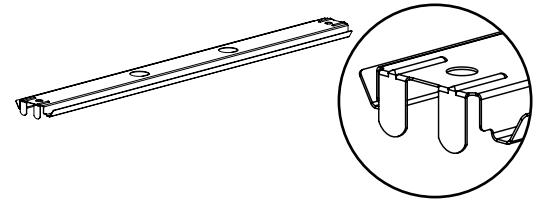
STL Top Spanner

NW Nominal Width 3' or 4'
(914 mm or 1219 mm)**E Lower Spanner**

- Snap-in spanner secures uprights at equal spacing and supports back panels
- Electrical knockouts

SL-(NW)

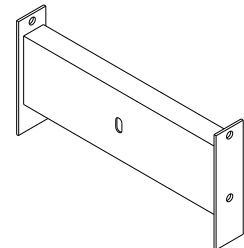
SL Lower Spanner

NW Nominal Width 3' or 4'
(914 mm or 1219 mm)**F Seismic Tie Bar**

- Stabilizes Maxi Line Basic Uprights when required by local or state building codes
- Bar may also be used if additional support is necessary for larger loads
- Hardware pack included

SCS-(NW)

SCS Seismic Tie Bar

NW Nominal Width 2', 3', 4', 5', 30", or 42"
(609 mm, 914 mm, 1219 mm,
1524 mm, 762 mm, or 1066 mm)**G Back Panels, Pegboard or Hardboard**

- Back nominal height (NH) should match Basic Upright height

B(TYPE)-(NW)(NH)

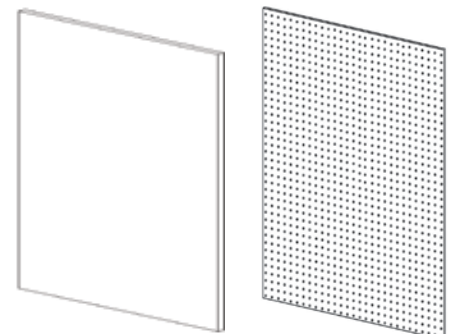
B Back Panel

TYPE P=Pegboard

H=Hardboard

NW Nominal Width 3' or 4'
(914 mm or 1219 mm)

NH 42" to 96" in 6" increments



Flush Outside End Merchandiser for TLEGSILSL

FOEMT(NH)(NW)(EXT)(INT)

FOEMT Flush Outside End Merchandiser for TLEGSILSL

NH Nominal Height 48" to 96" in 6" increments (1219 mm to 2438 mm in 152 mm)

NW Nominal Width 3' or 4' (914 mm or 1219 mm)

EXT Exterior Panel Option

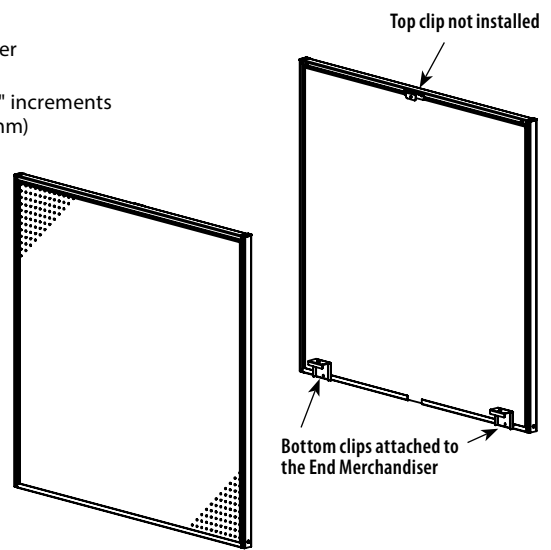
INT Interior Panel Option

Finish Code

FIN1 Metal

FIN2 Exterior Panel

FIN3 Interior Panel



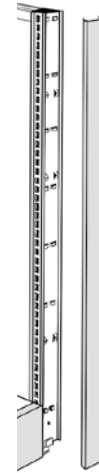
Upright End Cover

- Metal cover trims the end upright
- Easy snap-on positive locking
- Standard colors for VC and UEC are Sahara, Chocolate, or Snow White
- Optional colors are available on VC only

VC-(NH)

VC Vertical Cover

NH Nominal Height 36" to 96" in 6" increments (914 mm to 2438 mm in 152 mm increments)

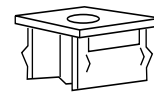


Upright Clear Cap

- High-impact, molded-plastic cap completes the open, top end of Upright
- Provision for tapered or threaded stem sign holders
- Available in Sahara or Clear

UCC

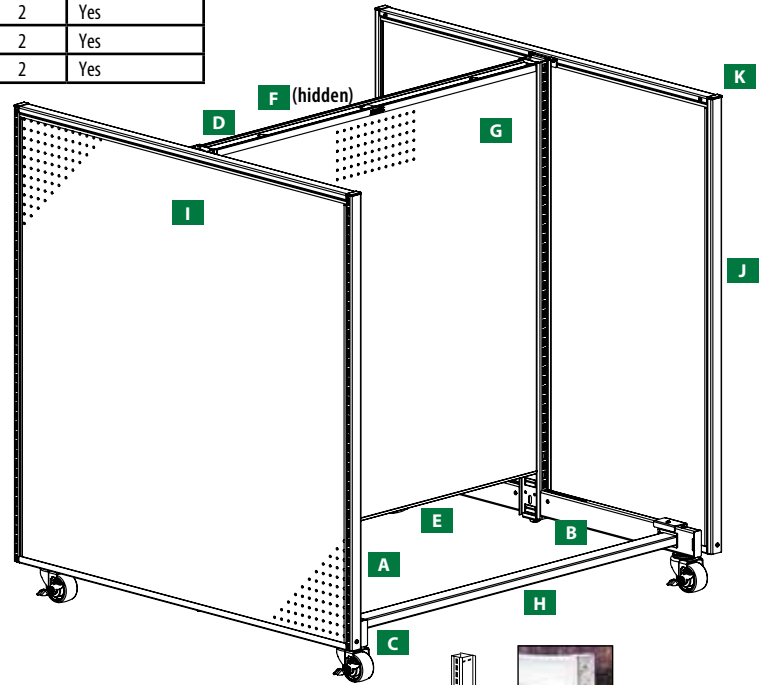
UCC.... Upright Clear Cap



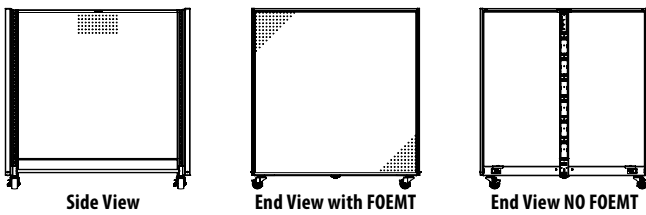
Basic Unit with TLTRTAZ Tie Bars

Part Number	Part Description	Quantity	Optional	
A	BU-(NH)	Basic Upright	2	No
B**	TLEGSILSL(ND)-BBC	T-Leg,HD, Straight-In Locking, Ball Bearing Caster	4	No
C	TLUCP	Caps for TLEGSILSL (Black only)	4	No
D	STL-(NW)	Top Spanner	1	No
E	SL-(NW)	Lower Spanner	1	No
F	SCS-(NW)	Seismic Tie Bar	1*	No
G	B(TYPE)-(NW)(NH)	Pegboard Or Hardboard Back	2	No
H	TLTRTAZ(NW)	TL T-Rack Tie Bar Type A	2	Recommended
I	FOEMT(NH)(NW)(EXT)(INT)	Flush Outside End Merchandiser for TLEGSILSL	2	Yes
J***	VC-(NH)	Upright End Cover, Metal - Use if not using End Frame	2	Yes
K***	UCC	Upright Cap, Plastic - Use if not using End Frame	2	Yes

*Use two of items F if not using item H
 **Leveler only option available TLEGSILSL(ND)
 ***Use item J if no End Frame item I is used



Basic Unit with TLTRTAZ Tie Bar




A Basic Upright

- Slotted 1" (25 mm) OC for flexibility plus maximum space
- Comprised of heavy-gauge, high-tensile steel components welded into a single unit with a 15,000 inch-pound rating
- All Basic Uprights have an integrated leveler
- Kickplates of either closed or open type (or reinforced base shoes) must be installed on shelving runs

BU-(NH)

BU Basic Upright
 NH Nominal Height 36" to 144" in 6" increments
 (914 mm to 3658 mm in 152 mm increments)




B T-Leg Straight-In Locking, Spring Loaded

- Does not require hardware to attach to the Basic Upright [BU-(NH)]
- Installs straight into the Madix upright
- Legs can be removed and changed to another depth without disassembling the gondola
- Load capacity is 500 lbs per section for Ball Bearing Caster
- Load capacity without a caster is 9000 in-lb

TLEGSILSL(ND)-(OPT)

TLEG T-Leg
 SIL Straight-In Locking
 SL Spring Loaded
 ND Nominal Depth 10" to 24" in 2" increments
 (254 mm to 610 mm in 51 mm increments)
 OPT Blank=Leveler Only
 BBC=Ball Bearing Caster

NOTE!
 Please contact Sales Representative if loads exceed the recommended capacities.

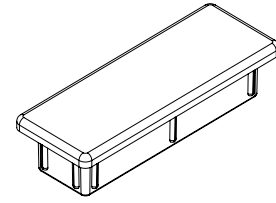


TL Cap for T-Leg

- Black plastic only
- Ordered separately

TLUCP

TLUCP TL Upright Cap (Black only)

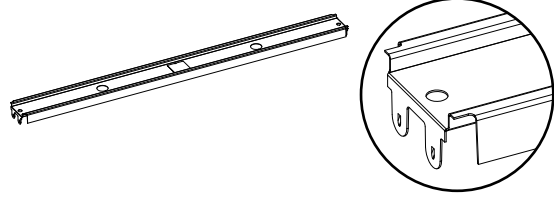


Top Spanner

- Snap-in spanner secures uprights at equal spacing, holds back panels, and trims top of section
- Electrical knockouts

STL-(NW)

STL Top Spanner
NW Nominal Width 3' or 4'
(914 mm or 1219 mm)

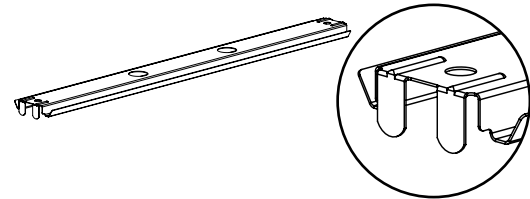


Lower Spanner

- Snap-in spanner secures uprights at equal spacing and supports back panels
- Electrical knockouts

SL-(NW)

SL Lower Spanner
NW Nominal Width 3' or 4'
(914 mm or 1219 mm)

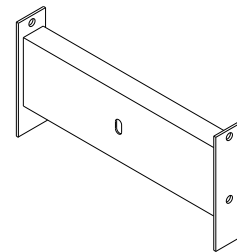


Seismic Tie Bar

- Stabilizes Maxi Line Basic Uprights when required by local or state building codes
- Bar may also be used if additional support is necessary for larger loads
- Hardware pack included

SCS-(NW)

SCS Seismic Tie Bar
NW Nominal Width 2', 3', 4', 5', 30", or 42"
(609 mm, 914 mm, 1219 mm, 1524 mm, 762 mm, or 1066 mm)

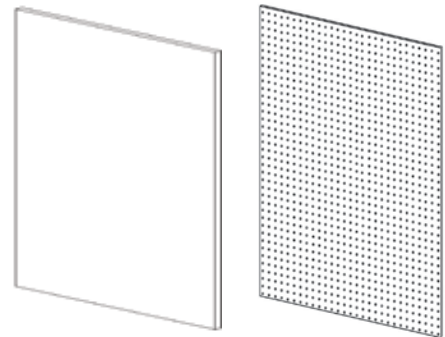


Back Panels, Pegboard or Hardboard

- Back nominal height (NH) should match Basic Upright height

B(TYPE)-(NW)(NH)

B Back Panel
TYPE P=Pegboard
 H=Hardboard
NW Nominal Width 3' or 4'
(914 mm or 1219 mm)
NH 42" to 96" in 6" increments



TL T-Rack Top & Bottom Tie Bar

TLRTAZ(NW)

TLTR TL T-Rack
TAZ Tie Bar A-Type (Small Rivet), No Back
NW Nominal Width 3' or 4'
(914 mm or 1219 mm)



I Flush Outside End Merchandiser for TLEGSILSL

FOEMT(NH)(NW)(EXT)(INT)

FOEMT Flush Outside End Merchandiser for TLEGSILSL

NH Nominal Height 48" to 96" in 6" increments
(1219 mm to 2438 mm in 152 mm)

NW Nominal Width 3' or 4'
(914 mm or 1219 mm)

EXT Exterior Panel Option

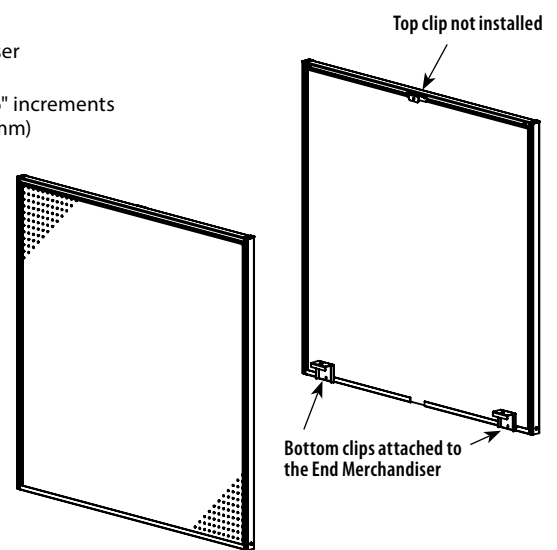
INT Interior Panel Option

Finish Code

FIN1 Metal

FIN2 Exterior Panel

FIN3 Interior Panel



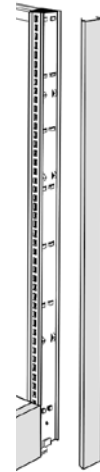
J Upright End Cover

- Metal cover trims the end upright
- Easy snap-on positive locking
- Standard colors for VC and UEC are Sahara, Chocolate, or Snow White
- Optional colors are available on VC only

VC-(NH)

VC Vertical Cover

NH Nominal Height 36" to 96" in 6" increments
(914 mm to 2438 mm in 152 mm increments)

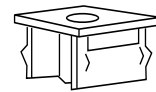


K Upright Clear Cap

- High-impact, molded-plastic cap completes the open, top end of Upright
- Provision for tapered or threaded stem sign holders
- Available in Sahara or Clear

UCC

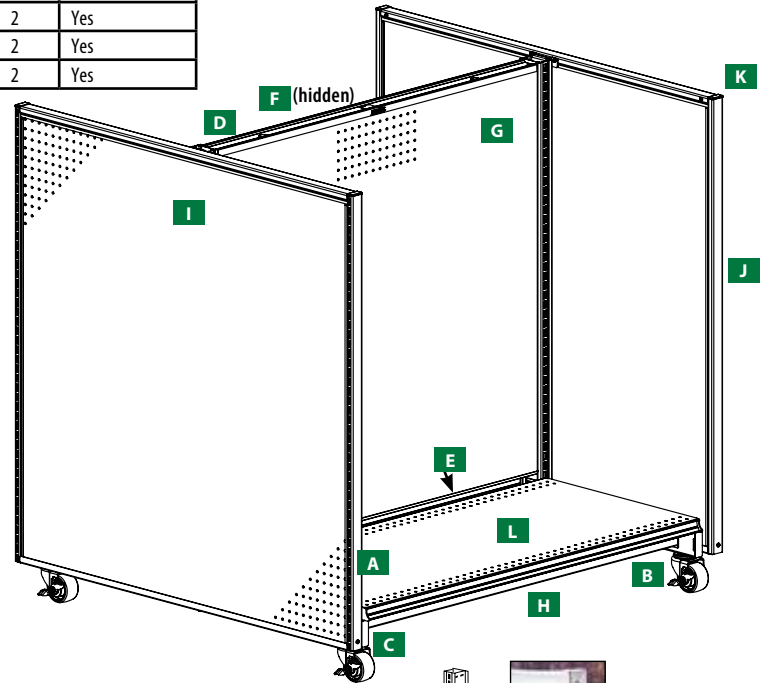
UCC Upright Clear Cap



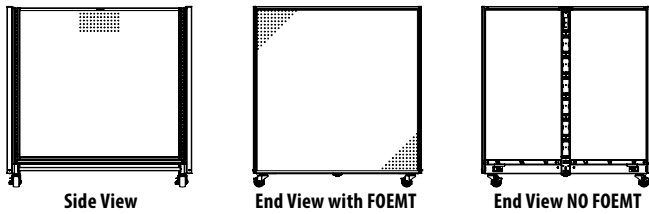
Basic Unit with Standard Base Shelf and TLTRTAZ Tie Bars

Part Number	Part Description	Quantity	Optional
A	BU-(NH)	2	No
B**	TLEGSILSL(ND)-BBC	4	No
C	TLUCP	4	No
D	STL-(NW)	1	No
E	SL-(NW)	1	No
F	SCS-(NW)	1*	No
G	B(TYPE)-(NW)(NH)	2	No
H	TLTRTAZ(NW)	2	Recommended
I	FOEMT(NH)(NW)(EXT)(INT)	2	Yes
J***	VC-(NH)	2	Yes
K***	UCC	2	Yes
L	SBS-(NW)(ND)	2	Yes

*Use two of items F if not using item H
 **Leveler only option available TLEGSILSL(ND)
 ***Use item J if no End Frame item I is used



Basic Unit with Standard Base Shelf and TLTRTAZ Tie Bars




A Basic Upright

- Slotted 1" (25 mm) OC for flexibility plus maximum space
- Comprised of heavy-gauge, high-tensile steel components welded into a single unit with a 15,000 inch-pound rating
- All Basic Uprights have an integrated leveler
- Kickplates of either closed or open type (or reinforced base shoes) must be installed on shelving runs

BU-(NH)

BU Basic Upright
 NH Nominal Height 36" to 144" in 6" increments
 (914 mm to 3658 mm in 152 mm increments)



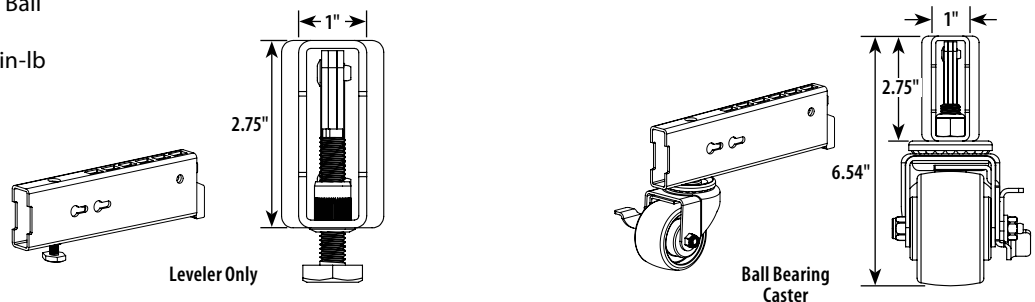
B T-Leg Straight-In Locking, Spring Loaded

- Does not require hardware to attach to the Basic Upright [BU-(NH)]
- Installs straight into the Madix upright
- Legs can be removed and changed to another depth without disassembling the gondola
- Load capacity is 500 lbs per section for Ball Bearing Caster
- Load capacity without a caster is 9000 in-lb

TLEGSILSL(ND)-(OPT)

TLEG T-Leg
 SIL Straight-In Locking
 SL Spring Loaded
 ND Nominal Depth 10" to 24" in 2" increments
 (254 mm to 610 mm in 51 mm increments)
 OPT Blank=Leveler Only
 BBC=Ball Bearing Caster

NOTE!
 Please contact Sales Representative if loads exceed the recommended capacities.

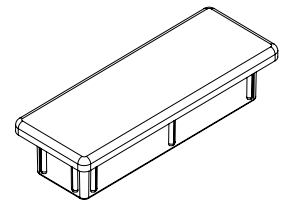


G TL Cap for T-Leg

- Black plastic only
- Ordered separately

TLUCP

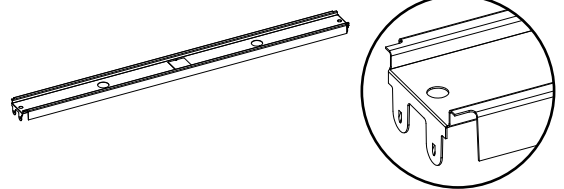
TLUCP TL Upright Cap (Black only)

**D Top Spanner**

- Snap-in spanner secures uprights at equal spacing, holds back panels, and trims top of section
- Electrical knockouts

STL-(NW)

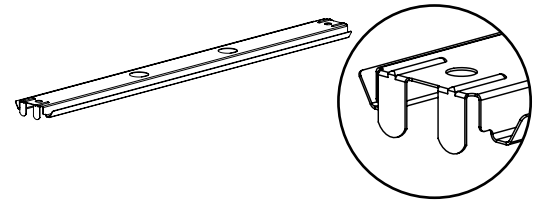
STL Top Spanner
 NW Nominal Width 3' or 4'
 (914 mm or 1219 mm)

**E Lower Spanner**

- Snap-in spanner secures uprights at equal spacing and supports back panels
- Electrical knockouts

SL-(NW)

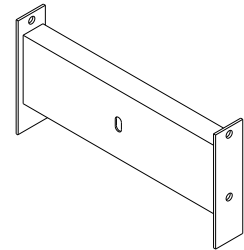
SL Lower Spanner
 NW Nominal Width 3' or 4'
 (914 mm or 1219 mm)

**F Seismic Tie Bar**

- Stabilizes Maxi Line Basic Uprights when required by local or state building codes
- Bar may also be used if additional support is necessary for larger loads
- Hardware pack included

SCS-(NW)

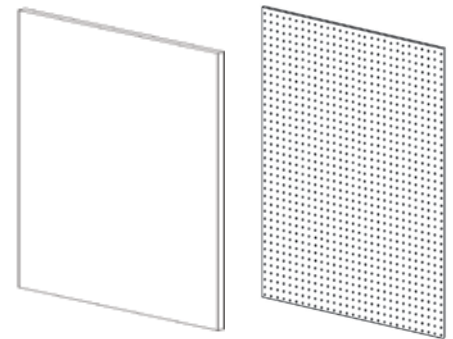
SCS Seismic Tie Bar
 NW Nominal Width 2', 3', 4', 5', 30" or 42"
 (609 mm, 914 mm, 1219 mm,
 1524 mm, 762 mm or 1066 mm)

**G Back Panels, Pegboard or Hardboard**

- Back nominal height (NH) should match Basic Upright height

B(TYPE)-(NW)(NH)

B Back Panel
 TYPE P=Pegboard
 H=Hardboard
 NW Nominal Width 3' or 4'
 (914 mm or 1219 mm)
 NH 42" to 96" in 6" increments

**H TL T-Rack Top & Bottom Tie Bar****TLRTAZ(NW)**

TLTR TL T-Rack
 TAZ Tie Bar A-Type (Small Rivet), No Back
 NW Nominal Width 3' or 4'
 (914 mm or 1219 mm)



Flush Outside End Merchandiser for TLEGSILSL

FOEMT(NH)(NW)(EXT)(INT)

FOEMT Flush Outside End Merchandiser for TLEGSILSL

NH Nominal Height 48" to 96" in 6" increments
.... (1219 mm to 2438 mm in 152 mm)

NW Nominal Width 3' or 4'
(914 mm or 1219 mm)

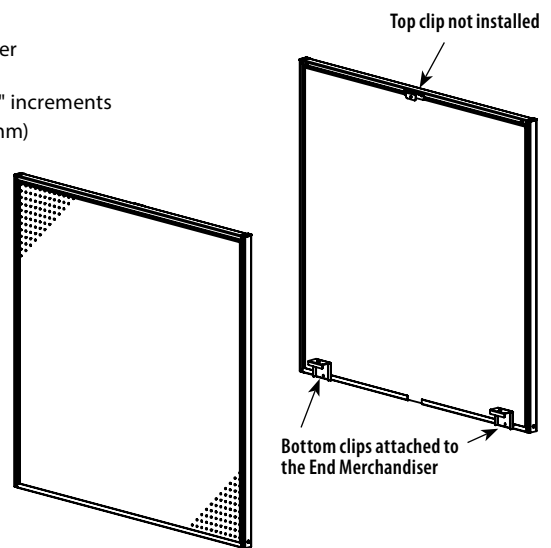
EXT Exterior Panel Option
INT Interior Panel Option

Finish Code

FIN1 Metal

FIN2 Exterior Panel

FIN3 Interior Panel



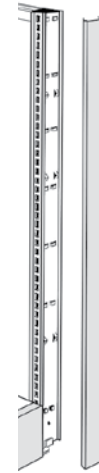
Upright End Cover

- Metal cover trims the end Upright
- Easy snap-on positive locking
- Standard colors for VC and UEC are Sahara, Chocolate, or Snow White
- Optional colors are available on VC only

VC-(NH)

VC Vertical Cover

NH Nominal Height 36" to 96" in 6" increments
(914 mm to 2438 mm in 152 mm increments)

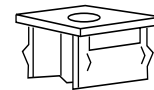


Upright Clear Cap

- High-impact, molded-plastic cap completes the open, top end of upright
- Provision for tapered or threaded stem sign holders
- Available in Sahara or Clear

UCC

UCC Upright Clear Cap



Standard Base Shelf

- Formed price-tag molding matches molding on upper shelves
- Heavy-gauge shelf bracket features lock tab to ensure quick installation and precision alignment
- Load capacity is 600 lbs in all sizes, based on evenly distributed static loading
- Flush Front option available

SBS-(NW)(ND)

SBS Standard Base Shelf

NW Nominal Width 2' to 4' in 6" increments
(610 mm to 1219 mm in 152 mm increments)

ND Nominal Depth 12" to 30" in 2" increments
(305 mm to 762 mm in 51 mm increments)


Configurable Options

TYPE-OPT

TYPE Blank=Perforated, NP=Non-Perforated

OPT Optional Covering

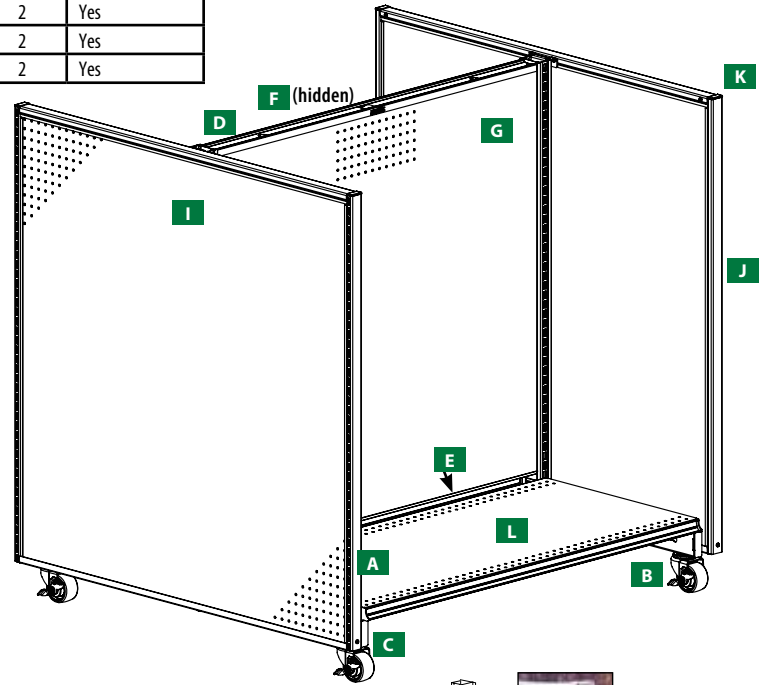
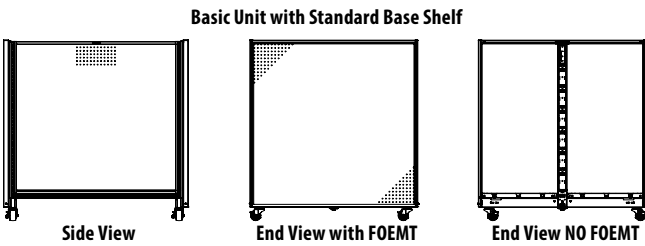
L=Laminate, C=Carpet, F=Fabric



Basic Unit with Standard Base Shelf and TLTRTAZ Tie Bars are not being used

Part Number	Part Description	Quantity	Optional
A	BU-(NH)	2	No
B**	TLEGSILSL(ND)-BBC	4	No
C	TLUCP	4	No
D	STL-(NW)	1	No
E	SL-(NW)	1	No
F	SCS-(NW)	1*	No
G	B(TYPE)-(NW)(NH)	2	No
I	FOEMT(NH)(NW)(EXT)(INT)	2	Yes
J***	VC-(NH)	2	Yes
K***	UCC	2	Yes
L	SBS-(NW)(ND)	2	Yes

*Use two of items F if not using TLTRTAZ(NW)
 **Leveler only option available TLEGSILSL(ND)
 ***Use item J if no End Frame item I is used




A Basic Upright

- Slotted 1" (25 mm) OC for flexibility plus maximum space
- Comprised of heavy-gauge, high-tensile steel components welded into a single unit with a 15,000 inch-pound rating
- All Basic Uprights have an integrated leveler
- Kickplates of either closed or open type (or reinforced base shoes) must be installed on shelving runs

BU-(NH)

BU Basic Upright
 NH Nominal Height 36" to 144" in 6" increments
 (914 mm to 3658 mm in 152 mm increments)



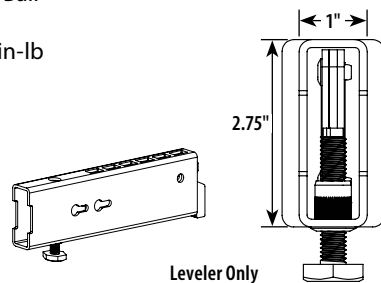
B T-Leg Straight-In Locking, Spring Loaded

- Does not require hardware to attach to the Basic Upright [BU-(NH)]
- Installs straight into the Madix upright
- Legs can be removed and changed to another depth without disassembling the gondola
- Load capacity is 500 lbs per section for Ball Bearing Caster
- Load capacity without a caster is 9000 in-lb

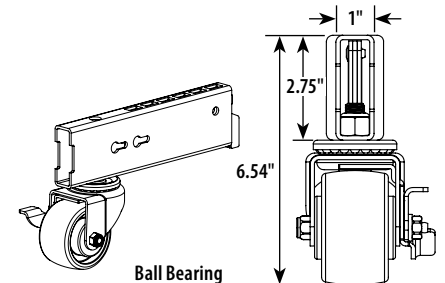
TLEGSILSL(ND)-(OPT)

TLEG T-Leg
 SIL Straight-In Locking
 SL Spring Loaded
 ND Nominal Depth 10" to 24" in 2" increments
 (254 mm to 610 mm in 51 mm increments)
 OPT Blank=Leveler Only
 BBC=Ball Bearing Caster

NOTE!
 Please contact Sales Representative if loads exceed the recommended capacities.



Leveler Only



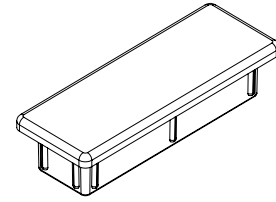
Ball Bearing Caster

TL Cap for T-Leg

- Black plastic only
- Ordered separately

TLUCP

TLUCP TL Upright Cap (Black only)

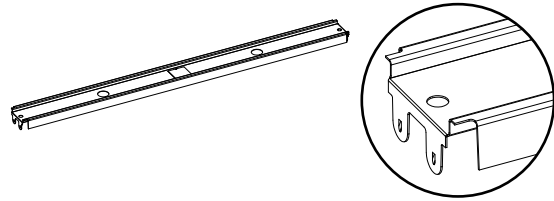


STL Top Spanner

- Snap-in spanner secures uprights at equal spacing, holds back panels, and trims top of section
- Electrical knockouts

STL-(NW)

STL Top Spanner
 NW Nominal Width 3' or 4'
 (914 mm or 1219 mm)

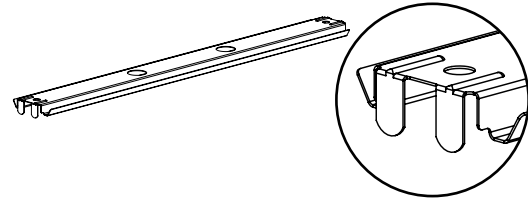


SL Lower Spanner

- Snap-in spanner secures uprights at equal spacing and supports back panels
- Electrical knockouts

SL-(NW)

SL Lower Spanner
 NW Nominal Width 3' or 4'
 (914 mm or 1219 mm)

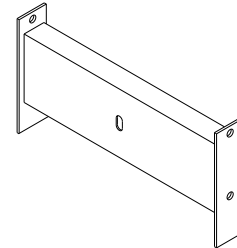


SCS Seismic Tie Bar

- Stabilizes Maxi Line Basic Uprights when required by local or state building codes
- Bar may also be used if additional support is necessary for larger loads
- Hardware pack included

SCS-(NW)

SCS Seismic Tie Bar
 NW Nominal Width 2', 3', 4', 5', 30", or 42"
 (609 mm, 914 mm, 1219 mm,
 1524 mm, 762 mm, or 1066 mm)

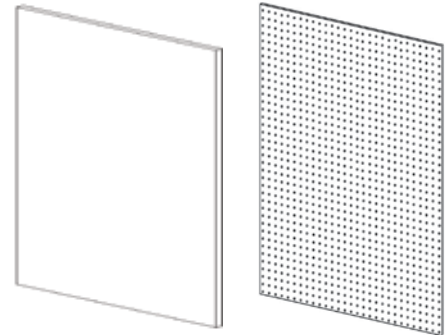


B Back Panels, Pegboard or Hardboard

- Back nominal height (NH) should match Basic Upright height

B(TYPE)-(NW)(NH)

B Back Panel
 TYPE P=Pegboard
 H=Hardboard
 NW Nominal Width 3' or 4'
 (914 mm or 1219 mm)
 NH 42" to 96" in 6" increments



H Flush Outside End Merchandiser for TLEGSILSL

FOEMT(NH)(NW)(EXT)(INT)

FOEMT Flush Outside End Merchandiser for TLEGSILSL

NH Nominal Height 48" to 96" in 6" increments
(1219 mm to 2438 mm in 152 mm)

NW Nominal Width 3' or 4'
(914 mm or 1219 mm)

EXT Exterior Panel Option



INT Interior Panel Option

Finish Code

FIN1 Metal

FIN2 Exterior Panel

FIN3 Interior Panel



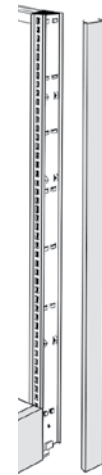
I Upper End Cover

- Metal cover trims the end Upright
- Easy snap-on positive locking
- Standard colors for VC and UEC are Sahara, Chocolate, or Snow White
- Optional colors are available on VC only

VC-(NH)

VC Vertical Cover

NH Nominal Height 36" to 96" in 6" increments
(914 mm to 2438 mm in 152 mm increments)

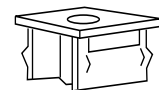


J Upright Clear Cap

- High-impact, molded-plastic cap completes the open, top end of Upright
- Provision for tapered or threaded stem sign holders
- Available in Sahara or Clear

UCC ..

UCC Upright Clear Cap



K Standard Base Shelf

- Formed price-tag molding matches molding on upper shelves
- Heavy-gauge shelf bracket features lock tab to ensure quick installation and precision alignment
- Load capacity is 600 lbs in all sizes, based on evenly distributed static loading
- For additional load capacity see Base Load Levelers
- Flush Front option available

SBS-(NW)(ND)

SBS Standard Base Shelf

NW Nominal Width 2' to 4' in 6" increments
(610 mm to 1219 mm in 152 mm increments)

ND Nominal Depth 12" to 30" in 2" increments
(305 mm to 762 mm in 51 mm increments)

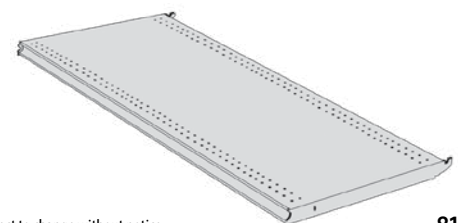
Configurable Options

TYPE-OPT

TYPE Blank=Perforated, NP=Non-Perforated

OPT Optional Covering

L=Laminate, C=Carpet, F=Fabric

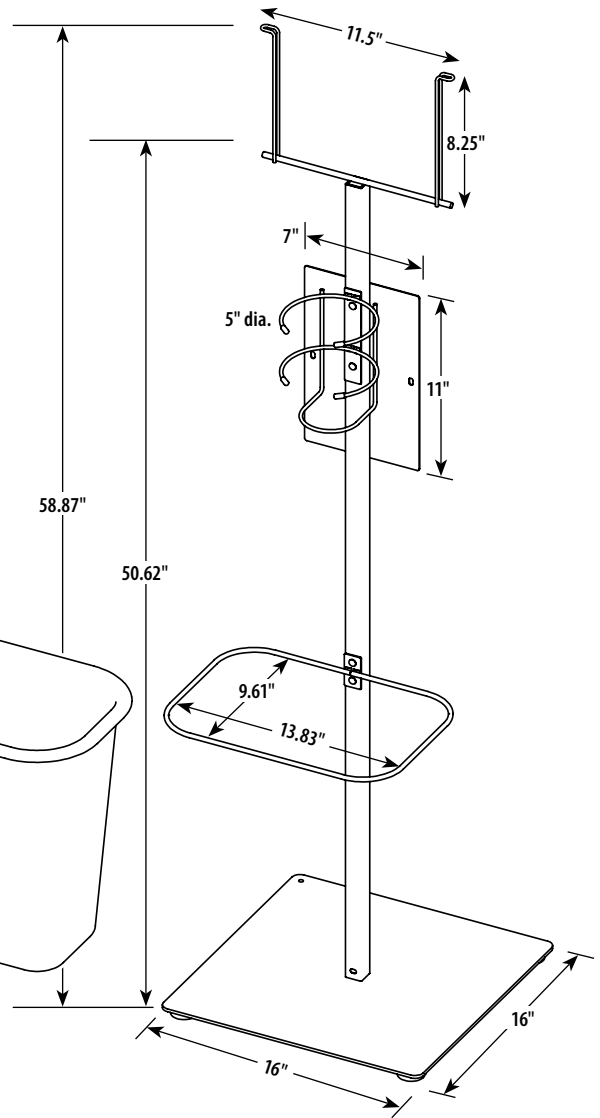


Sanitizing Station

- Freestanding sanitizing station
- Fits dimensions as shown; not restricted to any specific brand of cleaning product
- Hoop attachment will hold one seven-gallon rectangular trash can (can be included)
- Container rings will hold one sanitizing-wipe container, 5" (127 mm) diameter (not included)
- Rear panel will hold one hand-sanitizer dispenser (not included); attach dispenser with two-sided tape or Velcro straps (not included)
- Customer-supplied sign should be 11½" wide (292 mm), a minimum height of 8¼" (210 mm), and have a thickness of ¾"-7/32" (5 mm-6 mm)
- The sign holder is top loaded and can therefore accommodate signs taller than the minimum 8¼" (210 mm)
- Unit is shipped unassembled; all accessory attachments can be installed as needed

SSRS-(OPT1)-(OPT2)

- SSRS Sanitizing Station Retail
- OPT1 Blank=No Special Pack
1=One in Pack
- OPT2 Blank=No Trash Can
TC=with Trash Can



Cleaning Container
(Customer-Supplied)



Sign Holder
(Customer-Supplied Signage)



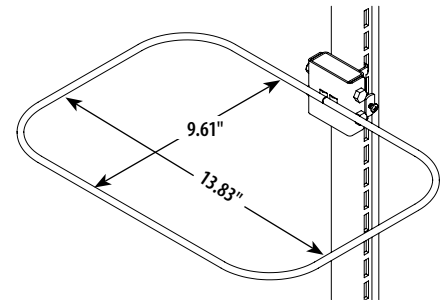
Rear Panel
(Customer-Supplied Hand-Sanitizer Dispenser)

Sanitizing Station Accessory, Trash Can Holder for End Frame

- Versatile accessory – can also be attached to existing Madix 1½"D (38 mm) and Lozier, 1¼"D (32 mm) end frames
- Hardware pack includes:
 - 2 - Machine screws, HXD, 1/4-20 X 2.5
 - 1 - Machine screws, PH D, PHLS, 8-32 X 1.75
 - 2 - Hex nuts, 1/4-20
 - 2 - Lock washer, 1/4

SSATCHEF

SSA Sanitizing Station Accessory
TCHEF Trash Can Holder for End Frame

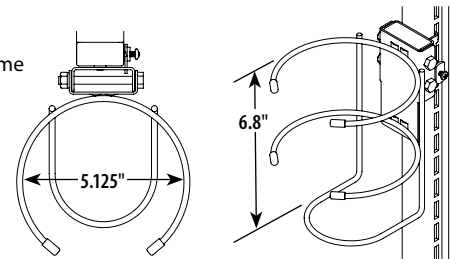


Sanitizing Station Accessory, Wipes Canister Holder for End Frame

- Versatile accessory – can also be attached to existing Madix 1½"D (38 mm) and Lozier, 1¼"D (32 mm) end frames
- Hardware pack includes:
 - 2 - Machine screws, HXD, 1/4-20 X 2.5
 - 1 - Machine screws, PH D, PHLS, 8-32 X 1.75
 - 2 - Hex nuts, 1/4-20
 - 2 - Lock washer, 1/4

SSAWCHEF

SSA Sanitizing Station Accessory
WCHEF Wipes Canister Holder for End Frame

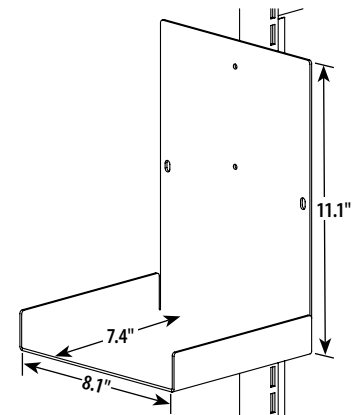


Sanitizing Station Accessory, Gallon Jug Holder for End Frame

- Versatile accessory – can also be attached to existing Madix 1½"D (38 mm) and Lozier, 1¼"D (32 mm) end frames
- Hardware pack includes:
 - 2 - Machine screws, HXD, 1/4-20 X 2.5
 - 1 - Machine screws, PH D, PHLS, 8-32 X 1.75
 - 2 - Hex nuts, 1/4-20
 - 2 - Lock washer, 1/4

SSAGJHEF

SSA Sanitizing Station Accessory
GJHEF Gallon Jug Holder for End Frame

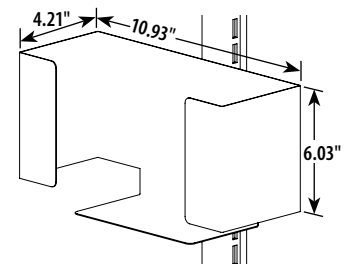


Sanitizing Station Accessory, Glove Box Holder for End Frame

- Versatile accessory – can also be attached to existing Madix 1½"D (38 mm) and Lozier, 1¼"D (32 mm) end frames
- Hardware pack includes:
 - 2 - Machine screws, HXD, 1/4-20 X 2.5
 - 1 - Machine screws, PH D, PHLS, 8-32 X 1.75
 - 2 - Hex nuts, 1/4-20
 - 2 - Lock washer, 1/4

SSAGBHEF

SSA Sanitizing Station Accessory
GBHEF Glove Box Holder for End Frame

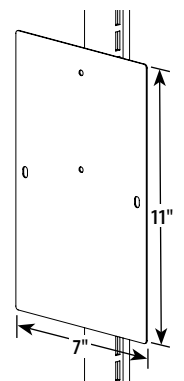


Sanitizing Station Accessory, Dispenser Mounting Plate

- Versatile accessory – can also be attached to existing Madix 1½"D (38 mm) and Lozier, 1¼"D (32 mm) end frames
- Hardware pack includes:
 - 2 - Machine screws, HXD, 1/4-20 X 2.5
 - 1 - Machine screws, PH D, PHLS, 8-32 X 1.75
 - 2 - Hex nuts, 1/4-20
 - 2 - Lock washer, 1/4

SSADMPEF

SSA Sanitizing Station Accessory
DMPEF Dispenser Mounting Plate for End Frame

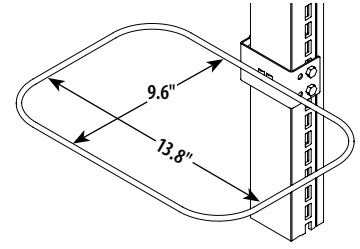


Sanitizing Station Accessory, Universal Gondola Upright Mount, Trash Can Holder

- For use with Basic Upright (BU-(NH), Heavy-Duty Upright [HDU-(NL) and Tube Line Uprights [TLCU(TRACK)(OPT)(NH)(LS)(RS)7]
- Hardware pack includes:
 - 2 - Machine screws, HXD, 1/4-20 X 3.75
 - 2 - Aluminum spacer, 1/4 ID X 5/8 OD X 3/8 L
 - 2 - Hex nuts, 1/4-20
 - 6 - Flat washer, 1/4

SSAUGUMTCH

SSA Sanitizing Station Accessory
UGUM Universal Gondola Upright Mount
TCH Trash Can Holder

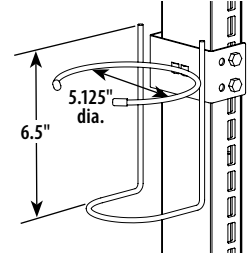


Sanitizing Station Accessory, Universal Gondola Upright Mount, Wipes Canister Holder

- For use with Basic Upright (BU-(NH), Heavy-Duty Upright [HDU-(NL) and Tube Line Uprights [TLCU(TRACK)(OPT)(NH)(LS)(RS)7]
- Hardware pack includes:
 - 2 - Machine screws, HXD, 1/4-20 X 3.75
 - 2 - Aluminum spacer, 1/4 ID X 5/8 OD X 3/8 L
 - 2 - Hex nuts, 1/4-20
 - 6 - Flat washer, 1/4

SSAUGUMWCH

SSA Sanitizing Station Accessory
UGUM Universal Gondola Upright Mount
WCH Wipes Canister Holder

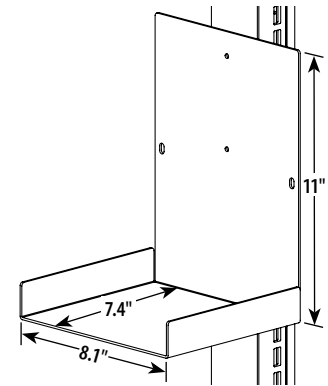


Sanitizing Station Accessory, Universal Gondola Upright Mount, Gallon Jug Holder

- For use with Basic Upright (BU-(NH), Heavy-Duty Upright [HDU-(NL) and Tube Line Uprights [TLCU(TRACK)(OPT)(NH)(LS)(RS)7]
- Hardware pack includes:
 - 2 - Machine screws, HXD, 1/4-20 X 3.75
 - 2 - Aluminum spacer, 1/4 ID X 5/8 OD X 3/8 L
 - 2 - Hex nuts, 1/4-20
 - 6 - Flat washer, 1/4

SSAUGUMGJH

SSA Sanitizing Station Accessory
UGUM Universal Gondola Upright Mount
GJH Gallon Jug Holder

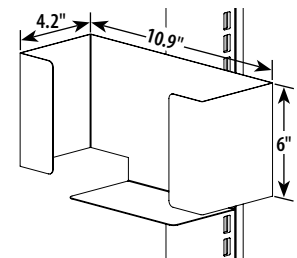


Sanitizing Station Accessory, Universal Gondola Upright Mount, Glove Box Holder

- For use with Basic Upright (BU-(NH), Heavy-Duty Upright [HDU-(NL) and Tube Line Uprights [TLCU(TRACK)(OPT)(NH)(LS)(RS)7]
- Hardware pack includes:
 - 2 - Machine screws, HXD, 1/4-20 X 3.75
 - 2 - Aluminum spacer, 1/4 ID X 5/8 OD X 3/8 L
 - 2 - Hex nuts, 1/4-20
 - 6 - Flat washer, 1/4

SSAUGUMGBH

SSA Sanitizing Station Accessory
UGUM Universal Gondola Upright Mount
GBH Glove Box Holder

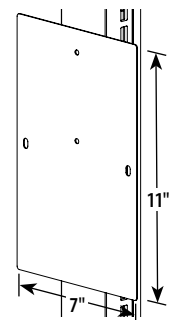


Sanitizing Station Accessory, Universal Gondola Upright Mount, Dispenser Plate Mount

- For use with Basic Upright (BU-(NH), Heavy-Duty Upright [HDU-(NL) and Tube Line Uprights [TLCU(TRACK)(OPT)(NH)(LS)(RS)7]
- Hardware pack includes:
 - 2 - Machine screws, HXD, 1/4-20 X 3.75
 - 2 - Aluminum spacer, 1/4 ID X 5/8 OD X 3/8 L
 - 2 - Hex nuts, 1/4-20
 - 6 - Flat washer, 1/4

SSAUGUMDPM

SSA Sanitizing Station Accessory
UGUM Universal Gondola Upright Mount
DPM Dispenser Plate Mount



Prices

All prices are subject to change without notice. Every effort will be made to give advance notice of any increase through notification from the home office. The customer will receive an acknowledgement showing prevailing prices at the time the order is processed. State or other sales or use taxes, freight and surcharges will be charged when applicable. Freight quotes may be provided based upon information available at time of quote, but are not guaranteed. Active freight charges will be billed if applicable. When market conditions dictate, a surcharge may be implemented. All quotations automatically expire at the end of 30 days.

Terms

Cash in advance prior to production or net 30 days if open account status is approved by Madix Credit Department. MasterCard, Visa, and American Express are accepted.

Acceptance

All orders, contracts, and agreements are subject to Madix's acceptance and approval. Madix shall not be liable for any delay in the performance of any order, contract, in the delivery of any goods, or for any damages resulting from such delay, when such delay is directly or indirectly caused by or due to fire, flood, accident, riot, act of God, war, governmental decree or order, strike, labor difficulties, shortage of labor, fuel, power, material or supplies, transportation delay or any other delay or causes (whether or not similar to any of those herein before specified) beyond our reasonable control. Order acceptance will be per the conditions and terms outlined in Madix's acknowledgement. Mailing of the acknowledgement will signify Madix's acceptance of the order.

Minimum Charge

Orders are subject to a minimum charge of \$50.00 net (merchandise only) per shipping destination.

Charges and Cancellations

Customer requested changes and cancellations are subject to approval by Madix. Every reasonable effort will be made to accommodate these requests without additional cost to the customer. Any manufacturing or engineering costs incurred will be charged to the customer. Orders produced and delayed for more than one week may incur charges for demurrage, unloading, or other storage costs. Madix will advise customers of the estimated charges at the time changes or cancellations are made.

Shipments

Method and route of shipment are at Madix's discretion unless Madix is furnished with complete shipping instructions at least ten (10) days before the scheduled shipping date. Freight is FOB/EXW Madix shipping point.

Freight Claims

For common carrier shipments, claims must be made directly with the carrier by the recipient. Listed are the types of losses which may occur, and your responsibility in handling them:

Loss of Freight: It is the receiver's responsibility to count the freight at the time of delivery. Any exception must be noted on the carrier's delivery receipt at time of delivery.

Damage of Freight: As with a loss of freight, damage of freight must be noted on the carrier's delivery receipt at the time of delivery. It is the receiver's responsibility to make sure that the freight is inspected for visible damage and that the number of pieces damaged is marked on the carrier's delivery receipt. Failure to note visible damage at the time of delivery will result in non-payment of a damage freight claim. Salvage must be held for the carrier.

Concealed Damage: If goods are received in apparently good condition but there is concealed damage, it is the customer's responsibility to contact your Madix Service Representative within 15 calendar days from delivery. Customer must keep the product and the packaging so that an inspection may be conducted by the carrier. Failure to handle a concealed damage claim in this manner could greatly reduce the amount recovered from the carrier.

Returned Goods

Returned Goods requests must be submitted to Madix, Inc. within 30 days after receipt of product. Authorization must be in writing on Madix's RGA (Return Goods Authorization) form. Goods must be received within 30 days of RGA issue date for credit. Customer is responsible for delivery of authorized returns to Madix designated location in condition originally received. Only Code A products finished in returnable colors as indicated on the finish policy pages will be considered for return, and only items in unused, in resalable condition, and in the original packaging. No special size, color, or specially manufactured parts or products are eligible for return unless sent to the customer as the result of an error by Madix. Only merchandise listed on the RGA will be accepted for conditional return. Credit will not be issued for that portion of merchandise that is not considered resalable. A handling and restocking charge of 25% of the invoice price will be charged for all approved returns. Submit requests to your Madix Sales Representative or Customer Service Department prior to returning any merchandise. All returns must be have the customer name and Madix RGA number prominently displayed on each package. Product to be shipped prepaid at customer's expense unless prior approval has been received from an authorized Madix Representative.

Warranty

We warrant to the original purchaser that all products manufactured by Madix are free from defects in material and workmanship. This warranty is invalid if products or parts are modified or used in a manner other than the intended purpose. Our obligation under this warranty is limited to repairing or replacing of any part or parts which shall, within one (1) year after delivery to the original purchaser, be demonstrated to be defective under normal use and service. This warranty is in lieu of all other warranties, expressed or implied, and of all other obligations or liabilities of any kind on Madix's part, and no modification of this warranty shall be valid or binding unless in writing and signed by an officer of Madix, Inc.

Production

Madix fixtures are manufactured utilizing the most current technology of highly automated systems with process control techniques. Skilled craftsmanship, combined with automatic presses, roll forming machines, multi-spot welders, conveyers, finishing equipment and thorough inspections produce store fixtures of the highest quality.

Upright

Carefully engineered of heavy gauge, high quality steel components, the UPRIGHT is slotted one inch on center for maximum flexibility, shelf adjustability and use of available space. Standard heights range from 36" through 96" with built-in leveler. For the finishing touch at the end of the shelving run, the snap-on UPRIGHT END COVER is made of durable, scuff and impact resistant plastic or heavy gauge metal. The UPRIGHT CAP, made of high impact plastic, has provision for a sign holder.

Base Shoe

The five inch low BASE SHOE features exclusive "I" beam design, engineered of projection welded high strength steel parts insuring maximum load capacity. Snaps securely into upright with leveler and electrical access allowing for quick error free installation. For the finished look, the one piece slip on BASE END COVER is made with a high impact plastic nose reinforcement to protect base shelf tag molding.

Spanners

Snap-in support SPANNERS keep uprights at equal spacing and hold the back panels rigid. Each spanner has knockouts for electrical access and telescoping uprights.

Back Panels

High density hardboard BACKS fit flush to the face of the upright. A wide variety of finishes include solid, pegboard, wood grain and fabric in a wide assortment of optional colors. Mirrors and open backs are also available.

**POSSESSION OF THIS CATALOG IS NOT AUTHORIZATION TO SELL MADIX PRODUCTS!
ALL FACTORY QUOTES ARE GOOD FOR 30 DAYS ONLY.**

Kickplate

Fully floating feature of kickplate allows flush fit against uneven floors, snaps in and out without disturbing base shelf for easy cleaning. Convenient knockout accommodates electrical access.

Base and Upper Shelves

Steel base shelves feature lock tabs to insure quick installation and precision alignment. A double row of 1/4" inch perforations on the front and rear edge makes any form for binning possible. Slim bracket, high tensile design with flat or 15 degree downslope upper shelf positions allow for maximum merchandise visibility. Integrally formed price tag molding accommodates 1 1/4" tag. Upper shelves available in 8", 10", 12", 14", 16", 20", 22", 24", 26", 28" and 30" depths. Base shelves available in 12", 14", 16", 18", 20", 22" 24", 26", 28" and 30" depths.

Shelf Loading

The recommended load capacity for upper shelves is based on evenly distributed weight. Capacities are reduced by 35% when front half is loaded and reflect rated maximum load. Load capacities are shown in the General Information Section under Shelf Loading.

Baked Enamel, Powder Coat Finishes

All metal parts are finished with a specially formulated high solids or powder which are electrostatically bonded in a unique multi-stage process, to insure the highest quality finish. Aerosol cans of Touch-up paint are available in Madix's standard and optional colors. FAA regulations prohibit the shipment of this product by air or in export containers by air or ocean to countries outside the United States.

Product Maintenance

When necessary to clean Madix shelving, use a non-abrasive mild detergent and warm water, followed by thorough drying. The use of a cloth made of a soft white cotton material is strongly recommended. The use of cleaning products that contain abrasive, bleach, or strong solvents, such as ketones, ethers, etc. will result in damage to the finish. The damage is most severe when these harsh cleaning agents are used on colors which contain leafing aluminum pigment such as powder chrome, silver vein, and other "vein" type finishes. The aluminum in these coatings resides at the surface of the finish and is therefore susceptible to damage by the harsh cleaning agents. As an alternative to the mild detergent, cleaners with ingredients similar to those found in products such as 409, Fantastik, and Simple Green can be used. Caution! Cleaners having ingredients similar to those found in Ajax, Borax, Comet, etc. should be avoided as finish damage could result.

Codes

In your planning stage, consult with local municipal engineers to determine what codes and restrictions will be applicable in the locations where the shelving will be used. Codes may include: state, local, fire, building, and health and safety codes. Seismic requirements may apply in some locations. For example, in most locations fire codes state that fixtures need to be at least 18 inches below the sprinklers.

Shelving Selection

Take into consideration the load that is expected not only on each shelf but also on the unit as a whole. Take into account the upright capacity. Refer to the load capacity information that is in the Madix Standard Catalog. Madix shelves are rated using an evenly distributed load. Do not install shelves or accessories that extend beyond the depth of the Base Shelves. Consider making the Base Shelves and low height fixtures a contrasting color from the floor's color to prevent potential tripping hazards. Do not use Madix parts or accessories for any purpose other than originally intended by Madix.

Shelving Installation

Initial installation or relocation of Madix shelving should be supervised by qualified personnel. Madix products should be installed according to Madix's specifications. Madix's installation sequence must be followed for assembly and leveling. An improperly installed store fixture has a poor appearance and may cause a dangerous condition. Be especially careful when leveling fixtures with offset loads in which one side of the fixture has a considerably heavier load than the other side. Dismantling and reassembling used Madix shelving can be dangerous if the installers who are doing the work leave out parts, use damaged parts, or do not reassemble the product by Madix's specifications. Do not alter, modify, or structurally change any shelving component. Do not move assembled shelving. Only parts and accessories that are produced and supplied by Madix are covered by the Madix warranty. Do not assemble Madix fixtures with parts from other manufacturers. Under no circumstances should you use damaged parts. When assembling Gondola/Wall Shelving, install Kickplates to protect the Base Shoes from floor cleaning equipment and to offset the possible bumping and misalignment of the shelving runs. Do not install shelves or accessories on the sides of wall sections or any section that is not supported by Base Shoes. Use caution when handling and transporting shelving parts. Be careful when cutting shrink wrap from pallets because the shelving parts can dislodge from the wrap and fall. Cut the wrap gradually from the top, only as much as you need to remove the product from the top. Two common hazards while installing store fixtures are: employees hurting themselves with improper types of box cutters and employees putting boxes on the floor and then tripping over them.

Anchoring and Floors

Depending on code requirements and Madix's specifications, some products must be anchored to the walls and/or floors. Do not lean tall or heavy objects against unanchored shelving systems. Retailers must consider the type of floor upon which the shelving will be installed.

Impact Loading

Impact during the loading and unloading of merchandise can create an adverse loading situation and may result in damage to or failure of the Madix shelving. Do not walk or climb on Madix shelving.

Overturning

Overloading the top portion of the shelving, non-uniform loading, out-of-plumb installation, and impact can cause shelving to overturn. Improperly installed Madix shelving with offset loads can cause store fixtures to collapse. Carefully follow Madix's installation instructions in order to prevent shelving from overturning.

Additional Shelving Safety Pointers

Product loading instructions are included with each Madix order. Retailers must make merchandisers aware of the product's load limitations and the dangers of overloading the shelving. Remove any merchandise or overstock before attempting to move Madix shelving. Periodically inspect your Madix shelving for damaged or loose parts. Make sure that shelves and accessories are properly seated in the slotting or perforations. Make sure that shelves and accessories are not overloaded. As merchandising changes, beware of creating offset loads on shelving runs that are not properly leveled. Look for leveling warning signs such as increased gaps between shelves or accessories that may indicate that the shelving runs need re-leveling. Damage to Madix shelving is dangerous. In some cases, the shelving should be unloaded immediately and repaired or replaced before returning to service. Re-level fixtures that you have bumped or moved. Incorporate safety into your merchandising strategy. When possible, merchandise the heavier products on the lower shelves. If the merchandise will not fit on the Madix shelves and there is a replenishment cycle, make sure that the cycle is a safe one. Make sure that merchandise and overstock are properly stacked and maintained so that items will not fall into the aisles. Assure that customers who handle merchandise or overstock will not push product from one side of the Madix fixture to the other side where people could be injured from falling merchandise. Safely secure overstock that is placed on Madix shelves overhead. Measure the difficulty that your employees have in retrieving overstock, and consider whether employees or customers could be injured if the product happens to fall from the shelving units. Teach employees and inform customers that Madix shelves should never be used as ladders to reach higher shelves. Ladders should be clearly marked for employees use only and should not be left unattended, or customers will try to remove stock on higher shelves by themselves. Notify customers to ask for assistance when they need product that is out of their reach.

Finish Policy for Metal Products

Standard Colors, Returnable– Code A

Madix standard returnable colors for display shelving are Sahara, Blue Gray, Oyster, Snow White, and Satin Black. Madix standard returnable colors for wire products only are Powder Chrome and Silver Vein. All catalog items are priced in standard color.

No Charge Colors (Non-Returnable)– Code B

Madix non-returnable colors offered at the standard price are Chocolate, Dove Gray, Dover White, Fashion Gray, Skyline Gray and Tru Gray. All catalog items are priced in standard color.

Optional Colors-Level I Finishes (Non-Returnable)– Code B

Madix offers optional colors, also known as Grade I Finishes, at additional charge: Bright Orange, Hollyberry, Hunter Green, Mandarin, Neon Blue, Spectrum Blue, Spectrum Green, Spectrum Red and Valencia. Products painted with these colors are non-returnable.

Metal Components: \$350.00 line charge plus published per-piece charge.

Metal Back panels: \$350.00 line charge plus published per-piece charge.

Special Colors– Code C

Use line change charge plus per piece charge supplied by customer service. Special colors are non-returnable.

Pricing For Levels II To IV:

Level II: 1.6 x Optional Color Upcharge. Example: Optional upcharge for SUS is \$1.50; upcharge with Level II finish will be \$2.40.

Level III: 2.8 x Optional Color Upcharge. Example: Optional upcharge for SUS is \$1.50; upcharge with Level III finish will be \$4.20.

Level IV: 3.8 x Optional Color Upcharge. Example: Optional upcharge for SUS is \$1.50; upcharge with Level IV finish will be \$5.70.

Metal Components: \$500.00 line charge plus published per-piece charge.

Back panels: \$350.00 line charge plus published per-piece charge.

Maintenance for Metal Products

Baked Enamel and Powder Coated Finishes

All metal parts are finished with a specially formulated high solids or powder which are electrostatically bonded in a unique multi-stage process to insure the highest quality finish. Aerosol cans of touch-up paint are available in Madix's standard and optional colors. FAA regulations prohibit the shipment of this product by air or in export containers by air or ocean to countries outside the United States.

Product Maintenance

When cleaning Madix shelving, use a non-abrasive mild detergent and warm water, followed by thorough drying. Using a soft white cotton cloth is strongly recommended. Cleaning products containing abrasives, bleach, or strong solvents will result in damage to the finish, especially when used on colors containing leafing aluminum pigment, such as powder chrome or vein-type finishes.

Finish Policy for Wood Products

High Pressure Laminate

The terms "laminates" or "HPL" are commonly applied to this material which consists of multiple layers of paper infused with phenolic resin and topped by a finish paper coated with clear melamine resin, all totally bonded under high pressure and heat. The finished sheet has extremely high wear and impact resistance.

Customer Specified High Pressure Laminate

Madix coding is based on Wilsonart availability. Laminates other than Wilsonart may require additional lead time.

- Customer specified laminates add \$100.00 per pattern, per order
- Additional charge will apply based on the laminate grade that is chosen

Laminates that are not from a laminate manufacturer's standard samples (metallics, heavy textures, wet looks, core edge, special prints) will require a special quote. Contact Customer Service for specific pricing on laminates not listed above.

Thermofused Panels

Thermofused panels are ideal for non-wear surfaces and have substantial impact and wear characteristics compared to melamine panels previously available. The product is produced using hot press laminating polyester or melamine resin impregnated self-bonding paper to wood substrate. Performance specifications are available from the American Laminations Association. Madix does not recommend the use of Thermofused panels on horizontal or other wear surfaces.

Printed Mirror Hardboard

Printed materials are primarily used for back panels, but appear as various other products. These materials are carefully cross matched to the corresponding laminates and Thermofused. Mylar mirror hardboard is used in the same applications and is also available in pegboard and grooved pegboard.

NOTE!

See Finishes Brochure for color samples

Alphabetical Index

Part Name	Part Number	Page Number
A		
A-Frame.....	AF(OPT1)-(OPT2).....	63
A-Frame Arm.....	AFA-2.....	63
A-Frame Deck.....	AFDK.....	63
A-Frame M Dividers.....	AMVDA-2236(OPT).....	63
A-Frame Retainer.....	AFAR-2.....	63
A-Frame Stop Set.....	AFSS.....	63
Adjustable H Display.....	AHD-662472.....	10
Apparel Service Bottom Table.....	ASBT562827.....	55
Apparel Service Top Table.....	ASTT562812.....	55
Axe, Sledge Hammer, and Maul Display.....	AMR.....	67
B		
Back Panel.....	B(TYPE)-(NW)(NH).....	19, 24, 71, 74,77,80
Base Gondola T-Leg System.....		70
Base Shoe, Straight In Locking.....	BSSIL-(ND).....	19, 24
Basic Upright.....	BU-(NH).....	19, 24, 70, 73, 76, 79
Basic Upright Brace.....	BUB-2436.....	19
Basic Upright for End Shelf Insert Only.....	BUESI(NH).....	25
Battery Rack Kit.....	BRK(OPT)-(NW)(NH)(ND).....	62
Battery Rack Shelf.....	BRS.....	62
Bulk Basket.....	BBSKT(NW)(ND)-(FH)(RH).....	30
Bulk Basket Divider.....	BBSKTD(ND)-(FH)(RH).....	30
Bulk Display Bin.....	BBDB-(NH)(NW)(ND)(GH)-(OPT).....	33
C		
Candy Rack.....	CR-(NW)(ND).....	36
Cart Corral.....	CARTCORAL-(OPT).....	67
Center Spanner.....	SC-(NW).....	26
Circular Hanging Rack.....	CHR-(OPT).....	43
Circular Wire Wine Display.....	CWWD(NH).....	38
Classic Basket for Wire Grid.....	BBWG-(NW)(ND).....	6
Clipless Basket Divider.....	CBD(OPT1)-(ND)(OPT2)(NH).....	37
Contemporary Display Table, 4-Tier.....	CDT4TIER.....	52
Cooler Saddle Bag.....		68
Crossbar Hooks.....	CB9201-(NL)-(PACK).....	68
Crossbar Scanner Hooks.....	RCCS(NL)-212-(PACK).....	68
D		
Display Cube with Optional Door.....	ST-DC(OPT)(NW)(ND)(NH).....	56
Display Platforms.....	ST-WBL(NW)(ND)(NH).....	58
Display Tables.....		54
Dump Bin.....	DBS-(NW)(ND)-(OPT).....	30
E		
End Cap Merchandiser Leg Unit.....	EC090853.....	9
Étagère Slatwall Display.....	ST-ESWLD(NW)(ND)(NH)(OPT).....	11
EZ Clip Label Holder.....	EZ861-(NW).....	37
F		
Feature Aisle Display.....		18
Five Tiered Bike Display.....	BIKD5T685448.....	65
Flip Down Upper Shelf Merchandising Panel.....	FDUSMP(OPT)(NW)(ND).....	7
Flush Outside Merchandiser for TLEGSILSL.....	FOEMT(NH)(NW)(EXT)(INT).....	
Folding Promotional Table.....	FPT-(NL).....	51
Four Way Costumer, Slant Arm.....	FWR-DA.....	44
Four Way Costumer, Straight Arm.....	FWR-SA.....	44
Four Way Merchandiser.....	T4WM(OPT1)-(BS)(NH)-P-H-(OPT2).....	17
Four Way Merch. Base w/Locking Casters.....	T4WMBLCST-(NW)(ND).....	5
Four Way Rolling Wire Display.....	FWRWD-(NW)(NH)-(OPT).....	16
Freestanding 6-Level Wire DVD Rack.....	FS6LWDVD-(NW)(ND).....	12
Freestanding Display.....	FSD342839.....	52
Freestanding Side Cap.....	FSS(NW)(NH)(ND)(TYPE).....	9
Freestanding Side Cap Metal Shelf.....	FSSCMS(NW)(ND).....	9
Freestanding Side Cap Wire Basket.....	FSSCWB(NW)(ND).....	9
Freestanding Slatwall Display.....	STSWLW(NH)-(NW)(NW)(NW).....	49
Freestanding Wire Displayer.....	FWD-(NW)(NH).....	10

Part Name	Part Number	Page Number
G		
Game Cartridge Display.....	GCD-(NW).....	12
Gift Pedestal with Cover.....	ST-GP(NW)(ND)(NH)-(CO).....	56
Gift Tower.....	GFTTWR722424(OPT).....	57
Golf Bag Plinth.....	GBP(NH)(NW)(NL).....	66
Golf Bag Plinth Wire End Panel.....	GBPWEP(NW)(NH).....	66
Golf Club Bunker.....	GCB(NW)(ND).....	66
Golf Shaft Rolling Rack.....	GSRR(NH)(ND)(NW).....	34
Gondola Accent Cap.....	ADGAC-0624.....	8
Grid Dump Divider.....	DV3324(OPT1)(OPT2).....	32
Grid Dump Table.....	DT(NW)(NL)(NH)U.....	32
Grid Joiner Clips.....	AC9992483CR.....	50
Grid Panels, 3" x 3".....	GR33(NW)(NH).....	46
H		
Half Round Rack.....	HRR.....	43
Half Round Wire Wine Display.....	HRWWD(NW)(ND)(NH).....	38
Hanger Caddy.....	HNGRCADY.....	35
Hat Spinner Display.....	HATST222262.....	42
Heavy-Duty Metal End Flat, 3' x 4'.....	HDPAPMEF12-1818-55.....	21
How-To Magazine Display.....	HTMD.....	35
K		
Kickplate.....	KP-(NL).....	24
Kickplate.....	KP-(NW)-5.....	20
L		
Laminated Cubes.....	CUBEL-(NW)(NH)(ND)-(LG).....	58
Large Appliance Floor Display.....	LAFD(NW)(NH)(ND)(OPT).....	11
Large Hangrod Display Table.....	DT-L-HR.....	54
Lower Spanner.....	SL-(NW).....	19, 26, 71, 74, 77, 80
M		
Medium Display Table.....	DT-M.....	54
Metal Display Tower.....	MDT(NH)-(OPT).....	57
Metal Display Tower Extra Shelf.....	MDTES2424.....	57
Metal End Flat, 2'x3'.....	PAPMEF101212-55.....	21
Metal Platform.....	METPF(NW)(ND)-M.....	4
Metal Platform with Bumper.....	MPB(NW)(ND)-(KO)-(CBO).....	4
Metal Upright End Cover.....	VC-(NH).....	20
Mobile Gondola End Deck.....	MGED(ND)(LSD)(RSD)(ND).....	22
Mobile Gondola Plate Caster Runner.....	MGPCR-24.....	22
Mobile Produce Display.....		27
Modified Trial Size Basket Display with Sign Holder.....	MTSBD5H(NW)(ND)(NH).....	7
Modular Table Merchandiser.....		59
Modular Table Merchandiser Base.....	MTMB-(NW)(ND).....	59
Modular Table Merchandiser Connector.....	MTMC.....	59
Modular Table Merchandiser Kickplate, Front.....	MTMKPF-(NW).....	60
Modular Table Merchandiser Kickplate, Side.....	MTMKPS-(ND)(OPT).....	60
Modular Table Merchandiser Legs.....	MTML-(ND)(NH).....	59
Modular Table Merchandiser Top.....	MTMTOP-(NW)(ND).....	60
Modular Table Merchandiser Tie Bar.....	MTMTB-(NW).....	59
Multi-Purpose Spot Displayer.....	SSBRK-(NH)-(NW)(ND)-(OPT).....	61
O		
One-Sided Hold Down Clip.....	AC121CL(OPT)Z.....	50
Open Back Stiffener.....	OBS-(NW).....	22
P		
Parson's Table.....	ST-PT(NW)(ND)(NH).....	56
Pegboard Spinner Rack.....	SPRKPGBD601818.....	41
Produce Display Bolt-On Casters Kit.....	PTBCK48.....	27
Produce Display Top Tie Bar.....	PTTAS48.....	27
Produce Display Upright Assembly.....	TLPDU.....	27
Produce Shelf, 3-Position, 30° Downtilt.....	PUSD3P(OPT)(NW)(ND).....	27
Promo Table with Top Wire Bin.....	PT(NW)(ND)(NH).....	34
Promotional Display Flat Kit.....	OPFSK-(NW)(ND).....	5

Part Name	Part Number	Page Number
R		
Regular Bin.....	WB08(NW)(NL)(NH)-(FIN1).....	31
Revolving Round Rack.....	RHR-36.....	43
Roll-Around Oil Rack.....	RAOR-(NH)(NW)(ND).....	61
Rolling Double-Sided Gondola Merch.....	RDSGM-(NH)(NW)(ND).....	5
Rolling DbI-Sided Gondola Merch. Deck.....	RDSGMDO-(NH)(NW)(ND).....	5
Rolling Wire Grid Flat.....	RWGF.....	6
Round Feature Aisle Display.....	23
Round Metal Base Kickplate.....	RMBKP(NW)(ND).....	25
Round Metal Base Shelf.....	RMBS(NW)(ND).....	25
Round Metal Upper Shelf Modified.....	RMUSM(NR).....	25
Round Stacking Tables.....	GTRST-(OPT).....	53

S		
Saddle Bag Display Over Reach-In Cooler.....	SBDORIC(NL)(NW(NSD)(NH)-(SQ).....	67
Saddle Bag Display Over Reach-In Cooler M.S.....	SBDORICMS(NW(NSD).....	67
Saddle Bag Display WG End Panel w/Returns.....	SBDWEPR2048.....	68
Saddle Bag Display Top Shelf Metal Tag.....	SBDFITSM48.....	68
Saddle Bag Extendable with Top Shelf.....	SBDEXTSMR.....	68
Sanitizing Station.....	SSRS-(OPT1)-(OPT2).....	82
Sanitizing Station Acc., Dispenser Mounting Plate.....	SSADMPEF.....	82
Sanitizing Station Acc., Gallon Jug Holder/EF.....	SSAGJHEF.....	83
Sanitizing Station Acc., Glove Box Holder/EF.....	SSAGBHEF.....	83
Sanitizing Station Acc., Trash Can Holder/EF.....	SSATCHEF.....	83
Sanitizing Station Acc., Universal Gondola Upright Mount, Dispenser Plate Mount.....	SSAUGMDPM.....	84
Sanitizing Station Acc., Universal Gondola Upright Mount, Gallon Jug Holder.....	SSAUGMGJH.....	84
Sanitizing Station Acc., Universal Gondola Upright Mount, Glove Box Holder.....	SSAUGUMGBH.....	84
Sanitizing Station Acc., Universal Gondola Upright Mount, Trash Can Holder.....	SSAUGUMTCH.....	84
Sanitizing Station Acc., Universal Gondola Upright Mount, Wipes Canister Holder.....	SSAUGUMWCH.....	84
Sanitizing Station Acc., Wipes Canister Holder/EF.....	SSAWCHEF.....	83
Seasonal Grid Fixture On Casters.....	SGFOC.....	6
Seismic Tie Bar.....	SCS-(NW).....	22, 26, 71, 74, 77, 80
Sign Holder, Wire Grid 4-Way Rolling Displayer.....	SHWG4WRD-(SL).....	15
Slatwall Cube Factory Assembled.....	SWC-F(NLSA)(NLSB)(NH).....	41
Small Display Table.....	DT-S.....	54
Specialty Display Table.....	SDT3618(NH).....	51
Spinner Rack on Casters.....	SRC60.....	42
Spiral Rack.....	SPIR.....	43
Standard Base Shelf.....	SBS-(NW)(ND).....	20, 24, 78, 81
Standard Upper Shelf.....	SUS-(NW)(ND).....	24
Straight Arm Costumer.....	SAC.....	44

T		
T-Leg Straight-In Locking, Spring Loaded.....	TLEGSILSL(ND)-(OPT).....	70, 73, 76, 79
T-Rack on Casters.....	TROC.....	13, 14
T-Rack on Casters Shelf Kit.....	TROCSK.....	14
T-Rack on Casters Waterfall Kit.....	TROCWFK.....	13
T-Rack Wire Waterfall Panel.....	TRWWP.....	13
TL Cap for T-Leg.....	TLUCP.....	71, 74, 77, 80
TL T-Rack Top & Bottom Tie Bar.....	TLRTAZ(NW).....	74, 77
Tapered Bin.....	WB08(NW)(NL)(NH).....	31
Three Level Circular Rack, Double Post.....	TRI-(OPT).....	43
Three Way End Merch. Wide Span Kit.....	TWTEMWSK.....	58
Top Spanner.....	STL-(NW).....	20, 26, 71, 74, 77, 80
Trial Size Basket Corral.....	TSBC-(NW)(NH)(ND).....	35
Trial Size Basket Displayer.....	TSBD-1212.....	7
Trial Size Display Basket.....	TSDB-1212.....	7

Part Name	Part Number	Page Number
Tube Line Circular Metal Shelf.....	TLCMS(NW)(BW).....	8
Tube Line Circular Wood Insert.....	TLCW(NW).....	8
Tube Line Metal Divider Insert.....	TLCMDI(NW).....	8
Tube Line Quad Display, Double-Back.....	TLQDD-(OPT1)(OPT2)(NW)(NH)(EXT)(INT)(OPT3)....	16
Tube Line Rolling Gondola Display.....	TLRGD246036.....	8
Tubular Bike Rack.....	64
Tubular Bike Rack Frame.....	TBRU126(OPT).....	64
Tubular Bike Rack Holder.....	BRBHS3068.....	65
Tubular Bike Rack Holder, Horizontal.....	BRBH9068.....	65
Tubular Bike Rack Shelf.....	BRSTRU(NW)40-IM.....	65
Tubular Bike Rack Shoe Leg.....	TBRUL2448.....	64
Tubular Bike Rack Spanner.....	TBRS(NW).....	64
Tubular Bike Rack Upper Shelf, 30° Downslope.....	TBRUS(NW).....	65
Tubular Bike Rack Upper Shelf, Horizontal.....	BRUS90-(NW).....	65
Tubular H Display.....	47
Tubular H Display Base Shelf.....	THDBS-(NW)(ND).....	48
Tubular H Display Center Panel.....	THDCP-60(NW)-3.....	47
Tubular H Display End Panel.....	THDEP-60(NW)-3.....	47
Tubular H Display End Shelf.....	THDES-(NW)(ND).....	48
Tubular H Display Upper Shelf.....	THDUS-(NW)(ND).....	48
Tubular H Four Way Display.....	THD4W-6030.....	15
Tubular H Wall Display.....	THDWP-(NH)(ND).....	49
Two-Sided Hold Down Clip.....	AC122CL(OPT)Z.....	50

U		
Universal Basket, Stackable.....	UBS(OPT1)-(NW)(ND)(NH)(NH)(NH)-(OPT2).....	37
Upper Bike Shelf Bracket.....	65
Upright Clear Cap.....	UCC.....	19, 72, 75
Upright End Cover.....	VC-(NH).....	72, 75, 78, 81
Utility Bin.....	30

W		
Wall Brackets.....	GW3(OPT).....	45
Waterfall Costumer.....	WAC.....	44
Wire Freestanding Frame Holder.....	WFSFH-(HAND)-(OPT).....	11
Wire Grid H Displayer.....	WGHD-(ND)(NH)(NW)-(OPT1)-(OPT2).....	10
Wire Grid 4-Way Merchandiser.....	T4WM(OPT1)-(BS)(NH)-WG-HP2-(OPT2).....	17
Wire Grid 4-Way Rolling Displayer.....	WG4WRD-(NW)(NH).....	15
Wire Grid Dump Table.....	WGDT-(NW)(NH).....	32
Wire Grid Dump Table, Heavy-Duty.....	WGDT-(NW)(NH)-HD.....	32
Wire Grid Merchandising Panel.....	WGMP-(NH)-(NW)-(OPT1)-(OPT2).....	45
Wire Heavy-Duty Shelf, 3' with Fence.....	WHDS3F.....	14
Wire High Rolling Bulk Basket.....	WHRBB-(NS1)(NS2)15.....	34
Wire Promotional Lobby Fixture.....	28
Wire Promotional Lobby Fixture Bin Panel.....	WPLFBP-30-(OPT).....	29
Wire Promotional Lobby Fixture Center Post.....	PLFCP-(NH).....	28
Wire Promotional Lobby Fixture Classic Basket.....	WPLFCB-(NW)(ND).....	29
Wire Promotional Lobby Fixture Corner Shelf.....	WPLFCS-30.....	29
Wire Promotional Lobby Fixture Panel.....	WPLFP-(NH)(NW).....	28
Wire Promotional Lobby Fixture Square Shelf.....	WPLFSS-30.....	29
Wire Rolling Basket.....	WRFTB-252515.....	33
Wire T-Rack End Panel.....	WTREP.....	13, 14
Wire T-Rack End Panel Shelf.....	WTREPS.....	13, 14
Wire Wine Display.....	WWD.....	39
Wire Wine Display Back-to-Back Connector.....	WWDBBC.....	40
Wire Wine Display Wall Connector.....	WWDWC.....	40
Wire Wine Display, High Capacity.....	WWDHC.....	39
Wire Wine Display, Twelve Row.....	WWDTR.....	40
Wood Table Display.....	WTDT(NL)(NW)(NH)-(OPT).....	53
Wood Wine Tower Display.....	WWT(NW)(ND)(NH).....	39
Wrap Around Notched Upper Shelf.....	WAUSN48(ND).....	21



Innovation on Display Since 1956



www.madixinc.com

Texas 500 Airport Road, Terrell, TX 75160 | 1010 S. Bolton, Jacksonville, TX 75766
Alabama 20984 Alabama Hwy. 9, Goodwater, AL 35072 | 500 Madix Drive, Eclectic, AL 36024